


UPSHUR COUNTY, TEXAS  
AUDITOR'S REPORT -  
MONTHLY UNAUDITED FINANCIAL REPORT  
FY 2022



*For the Month Ended*

*December 31, 2021*

FILED  
TERRI ROSS  
COUNTY CLERK  
2022 JAN 14 AM 11:01  
UPSHUR COUNTY, TX.  
BY *[Signature]*  
DEPUTY

**UPSHUR COUNTY, TEXAS  
AUDITOR'S REPORT  
MONTHLY UNAUDITED FINANCIAL REPORT  
FY 2022**

**TABLE OF CONTENTS**

<u>Description</u>	<u>Dept. /Fund</u>	<u>Page</u>
Cover Letter		x
FY 22 Monthly Financial Highlights		xx
Table of Contents		xxx
 General Fund Revenues	.....	 1
 <b>General Fund Expenditures- Departments</b>		
Commissioner Court	401	3
County Clerk	403	3
Emergency Management	406	3
Non-Departmental	409	3
Tele Communications	410	4
Computer	411	4
County Court	426	4
115 <sup>th</sup> District Court	435	5
District Clerk	450	5
Justice of the Peace # 1	451	5
Justice of the Peace # 2	452	6
Justice of the Peace # 3	453	6
Justice of the Peace # 4	454	6
District Attorney	476	6
Elections	490	7
County Auditor	495	7
County Treasurer	497	7
Tax Assessor	499	8
Appraisal District	505	8
County Buildings	510	8
Constable 1	551	8
Constable 2	552	9
Constable 3	553	9
Constable 4	554	9
County Sheriff	560	10

County Jail	565	10
Adult Probation	570	10
Juvenile Probation Board	574	11
Juvenile Probation	575	11
DPS	580	11
Road and Bridge	611	11
Right of Way	625	12
Allocations to Organizations	633	12
Indigent Health	642	12
County Library	650	12
Historical Commission	655	12
Extension Service	665	12
Waste Disposal	665	13
<b>Insurance Fund</b>	<b>101</b>	<b>14</b>
<b>Pooled Cash Report</b>		<b>18</b>

**Upshur County Auditor**

P.O. Box 730  
Gilmer, TX 75644  
(903) 843-4001  
(903) 843-4818 fax



**Connie Williams**  
County Auditor  
**Linda Sikes**  
Assistant Auditor  
**Greg Dodson**  
Assistant Auditor

January 6, 2022  
County Judge Todd Tefteller  
Commissioner Pct. 1 Gene Dolle  
Commissioner Pct. 2 Dustin Nicholson  
Commissioner Pct. 3 Michael Ashley  
Commissioner Pct. 4 Jay Miller

Honorable Judge and Commissioners;

The unaudited Monthly Financial Report of Upshur County, Texas is attached for the period from November 1, 2021 – November 30, 2021. This report was prepared by the County Auditor in compliance with Chapter 114 of the Local Government Code.

The Monthly Financial Report is presented in five sections: Financial Highlights, Budget Report General Fund, Budget Report Insurance Fund, Budget report Special Revenue Funds and the Pooled Cash Report.

This report provides a general overview of Upshur County finances at a specific point in the fiscal year. Questions concerning any of the information provided in this report or requests for additional information should be addressed to the County Auditor at the above listed address or via e-mail at [connie.williams@countyofupshur.com](mailto:connie.williams@countyofupshur.com).

Sincerely,

A handwritten signature in cursive script, appearing to read "Connie Williams".

Connie Williams, Upshur County Auditor

**UPSHUR COUNTY, TEXAS  
AUDITOR'S REPORT  
MONTHLY UNAUDITED FINANCIAL REPORT**

***FINANCIAL HIGHLIGHTS***

As of December 31, 2021 we have 9 months or 75 % of the year remaining.

**General Fund Revenue:**

Eighty-five percent (85%) of the total general fund budgeted revenue comes from three categories, so it is critical that we stay on target in the following categories;

- **Current Taxes- FY 22 Budget \$ 10,118,800 which is 71% of total budget**

Through 12/31/2021 we have collected \$ 5.55 million or 55% of budget. At the same point last year we had collected 53% so we are doing slightly better than last year.

- **County Sales Tax- FY 22 Budget \$ 1,400,000 which is 10% of total budget**

Through 12/31/2021 we have collected \$ 390K or 28% of budget. At the same point last year we had collected 32% so we are slightly below last year.

- **DMV Fees- FY 22 Budget \$ 830,000 which is 6% of total budget**

The Texas Comptroller remits a portion of the vehicle registration fee and the optional \$ 10 road and bridge fee to the County. Through 11/30/2021 we have collected \$ 121K or 15% of the total budget.

***General Fund Expense:***

- **With the following exceptions, all departments are at or above 75% of their budget remaining:**
  - **County Clerk's Office- the accrued vacation balance for a retiring employee was paid out.**
  - **Computer- Most of the annual maintenance contracts, Incode, NetData and Trittech Software are due in October and have been paid.**


- Tax Assessor- we contract with Peregrine to mail out our property tax notices in October of each year.
- Constables 1, 2, 3 and 4- funds for the purchase of the four (4) vehicles have been encumbered and purchase orders issued.
- Library- total budget for Library materials is \$ 40,000. Through December 31, the library has expended 23K or 59% of total budget.
- Allocations to Organizations- the \$ 10,000 donation to CASA was paid in December.
- Extension Services-Expenditures for two conferences were incurred in October and November.

#### ***Insurance Fund***

Insurance Claims and Prescriptions are slightly below expected levels through December 31. Claims in December were below average of \$ 38 K per week and if claims remain at this level through the remainder of the year we should end the year slightly under budget.

#### ***Pooled Cash Report***

Total Cash Balance in all accounts combined is \$ 18,734,168.22, of this amount \$ 4,892,126.34 belongs to our Dedicated Funds (Grants, CSCD, Juvenile Probation, and legally dedicated funds.)



Upshur County

# Auditor's Budget Report

## Account Summary

For Fiscal: 2021-2022 Period Ending: 12/31/2021

	Current Total Budget	Period Activity	Fiscal Activity	Encumbrances	Variance Favorable (Unfavorable)	Percent Remaining
<b>Fund: 100 - GENERAL FUND</b>						
<b>Revenue</b>						
<b>RevCategory: 30 - Property Taxes</b>						
<u>100-300-3000</u> Current Taxes	10,118,800.00	1,640,219.67	5,555,553.81	0.00	-4,563,246.19	45.10 %
<u>100-300-3010</u> Penalties & Interest	200,000.00	14,118.60	49,040.33	0.00	-150,959.67	75.48 %
<b>RevCategory: 30 - Property Taxes Total:</b>	<b>10,318,800.00</b>	<b>1,654,338.27</b>	<b>5,604,594.14</b>	<b>0.00</b>	<b>-4,714,205.86</b>	<b>45.69 %</b>
<b>RevCategory: 31 - DMV Fees</b>						
<u>100-310-3100</u> Motor Vehicle Registration	360,000.00	0.00	0.00	0.00	-360,000.00	100.00 %
<u>100-310-3110</u> Auto R&B \$10 Fee	320,000.00	24,220.00	86,290.00	0.00	-233,710.00	73.03 %
<u>100-310-3120</u> Tax Assessor's Portion	150,000.00	9,814.65	35,554.65	0.00	-114,445.35	76.30 %
<b>RevCategory: 31 - DMV Fees Total:</b>	<b>830,000.00</b>	<b>34,034.65</b>	<b>121,844.65</b>	<b>0.00</b>	<b>-708,155.35</b>	<b>85.32 %</b>
<b>RevCategory: 32 - Other Taxes, Licenses &amp; Permits</b>						
<u>100-320-3200</u> County Sales Tax	1,400,000.00	131,178.28	390,292.30	0.00	-1,009,707.70	72.12 %
<u>100-320-3210</u> Mixed Drink Tax	15,000.00	1,970.01	5,776.68	0.00	-9,223.32	61.49 %
<u>100-320-3220</u> Bingo	0.00	0.00	0.00	0.00	0.00	0.00 %
<u>100-320-3230</u> Boat Licenses	3,500.00	78.96	884.21	0.00	-2,615.79	74.74 %
<u>100-320-3231</u> Hunting & Fishing Licenses	0.00	0.00	0.00	0.00	0.00	0.00 %
<u>100-320-3240</u> Marriage Licenses	5,000.00	432.50	1,747.50	0.00	-3,252.50	65.05 %
<u>100-320-3250</u> Waste Disposal Fees	5,000.00	526.00	1,118.00	0.00	-3,882.00	77.64 %
<u>100-320-3260</u> Game Room Permit Fees	0.00	1,000.00	1,000.00	0.00	1,000.00	0.00 %
<b>RevCategory: 32 - Other Taxes, Licenses &amp; Permit</b>	<b>1,428,500.00</b>	<b>135,185.75</b>	<b>400,818.69</b>	<b>0.00</b>	<b>-1,027,681.31</b>	<b>71.94 %</b>
<b>RevCategory: 33 - State &amp; Federal Funding</b>						
<u>100-330-3300</u> Indigent Defense Grant	30,000.00	2,300.12	8,658.35	0.00	-21,341.65	71.14 %
<u>100-330-3301</u> SCAAP Grant	5,000.00	0.00	0.00	0.00	-5,000.00	100.00 %
<u>100-330-3304</u> TXDOT Grant	0.00	0.00	0.00	0.00	0.00	0.00 %
<u>100-330-3305</u> Capital Murder Trial Grant	0.00	0.00	0.00	0.00	0.00	0.00 %
<u>100-330-3306</u> Texas Historical Commission Grant	0.00	0.00	0.00	0.00	0.00	0.00 %
<u>100-330-3308</u> Homeland Security Grants	0.00	0.00	0.00	0.00	0.00	0.00 %
<u>100-330-3309</u> Disaster Grant Revenue	0.00	0.00	0.00	0.00	0.00	0.00 %
<u>100-330-3312</u> Gross Weight & Axle Fees	55,000.00	0.00	0.00	0.00	-55,000.00	100.00 %
<u>100-330-3313</u> Lateral Road	40,000.00	0.00	39,923.28	0.00	-76.72	0.19 %
<u>100-330-3314</u> Juror Reimb from State	4,000.00	2,380.00	2,380.00	0.00	-1,620.00	40.50 %
<u>100-330-3315</u> Tobacco Settlement Funds	6,000.00	0.00	0.00	0.00	-6,000.00	100.00 %
<u>100-330-3316</u> Salary Supplement County Judge	25,200.00	6,848.55	11,848.55	0.00	-13,351.45	52.98 %
<u>100-330-3317</u> ETCOG Grant	0.00	0.00	0.00	0.00	0.00	0.00 %
<u>100-330-3318</u> FEMA Reimbursement	0.00	0.00	0.00	0.00	0.00	0.00 %
<u>100-330-3319</u> Unclaimed Capital Credits	0.00	0.00	0.00	0.00	0.00	0.00 %
<u>100-330-3320</u> DA State Appropriation	27,500.00	9,166.66	9,166.66	0.00	-18,333.34	66.67 %
<u>100-330-3321</u> Other State Grant Revenue	0.00	0.00	0.00	0.00	0.00	0.00 %
<u>100-330-3324</u> Veterans' Transportation Grant	0.00	0.00	0.00	0.00	0.00	0.00 %
<u>100-330-3325</u> Chapter 19 Voter Registration Funding	0.00	0.00	0.00	0.00	0.00	0.00 %
<u>100-330-3326</u> DA State Supplement	0.00	0.00	0.00	0.00	0.00	0.00 %
<u>100-330-3327</u> Texas State Library Grant	0.00	0.00	0.00	0.00	0.00	0.00 %
<u>100-330-3328</u> SANE OAG State Funding	600.00	0.00	0.00	0.00	-600.00	100.00 %
<u>100-330-3329</u> Asst DA Longevity	6,000.00	0.00	300.00	0.00	-5,700.00	95.00 %
<u>100-330-3331</u> TX Historical Commission Master Plan Gra	0.00	0.00	0.00	0.00	0.00	0.00 %
<b>RevCategory: 33 - State &amp; Federal Funding Total:</b>	<b>199,300.00</b>	<b>20,695.33</b>	<b>72,276.84</b>	<b>0.00</b>	<b>-127,023.16</b>	<b>63.73 %</b>
<b>RevCategory: 34 - Reimbursements</b>						
<u>100-340-3400</u> Out of County Prisoners	180,000.00	38,858.24	92,500.86	0.00	-87,499.14	48.61 %
<u>100-340-3410</u> Prisoner Medical	12,000.00	2,067.37	5,774.49	0.00	-6,225.51	51.88 %
<u>100-340-3420</u> Prisoner Phone	73,000.00	0.00	0.00	0.00	-73,000.00	100.00 %

Auditor's Budget Report

For Fiscal: 2021-2022 Period Ending: 12/31/2021

	Current Total Budget	Period Activity	Fiscal Activity	Encumbrances	Variance Favorable (Unfavorable)	Percent Remaining
<u>100-340-3430</u> Resource Officers	355,303.76	0.00	80,366.39	0.00	-274,937.37	77.38 %
<u>100-340-3440</u> Marion County ProRata	14,145.00	1,401.16	4,203.48	0.00	-9,941.52	70.28 %
<u>100-340-3450</u> Attorney Fees	27,000.00	2,324.00	4,888.62	0.00	-22,111.38	81.89 %
<u>100-340-3460</u> Interpreter Fees Reimbursement	0.00	0.00	0.00	0.00	0.00	0.00 %
<u>100-340-3470</u> Insurance Recovery from Loss	50,000.00	4,288.66	11,217.63	0.00	-38,782.37	77.56 %
<u>100-340-3480</u> Restitution	0.00	0.00	0.00	0.00	0.00	0.00 %
<u>100-340-3490</u> Certified Mail Reimbursement	0.00	0.00	0.00	0.00	0.00	0.00 %
<b>RevCategory: 34 - Reimbursements Total:</b>	<b>711,448.76</b>	<b>48,939.43</b>	<b>198,951.47</b>	<b>0.00</b>	<b>-512,497.29</b>	<b>72.04 %</b>
<b>RevCategory: 35 - Fees &amp; Fines</b>						
<u>100-350-3500</u> County Judge Fee	600.00	88.00	268.00	0.00	-332.00	55.33 %
<u>100-350-3501</u> Sheriff Fee	58,000.00	3,322.10	15,709.26	0.00	-42,290.74	72.92 %
<u>100-350-3502</u> County Clerk Fee	245,000.00	24,490.78	72,933.10	0.00	-172,066.90	70.23 %
<u>100-350-3503</u> Vital Statistics Fee	2,000.00	192.00	620.00	0.00	-1,380.00	69.00 %
<u>100-350-3504</u> Tax Assessor Collector Fee	62,000.00	5,396.69	9,218.26	0.00	-52,781.74	85.13 %
<u>100-350-3505</u> District Attorney Fee	800.00	223.56	380.05	0.00	-419.95	52.49 %
<u>100-350-3506</u> District Clerk Fee	68,400.00	3,577.91	12,345.74	0.00	-56,054.26	81.95 %
<u>100-350-3507</u> Jury Fees Fee	2,000.00	223.02	934.75	0.00	-1,065.25	53.26 %
<u>100-350-3508</u> Court Reporter Fees	10,000.00	798.56	2,472.04	0.00	-7,527.96	75.28 %
<u>100-350-3509</u> Addl Court Cost T.C. 542.403	3,000.00	148.91	430.96	0.00	-2,569.04	85.63 %
<u>100-350-3510</u> JP Miscellaneous Fees	20,000.00	1,351.79	4,337.70	0.00	-15,662.30	78.31 %
<u>100-350-3515</u> Constable #1 Service Fees	5,000.00	850.00	2,569.60	0.00	-2,430.40	48.61 %
<u>100-350-3516</u> Constable #2 Service Fees	3,200.00	450.00	1,550.00	0.00	-1,650.00	51.56 %
<u>100-350-3517</u> Constable #3 Service Fees	5,000.00	550.00	1,496.00	0.00	-3,504.00	70.08 %
<u>100-350-3518</u> Constable #4 Service Fees	4,000.00	350.00	1,250.00	0.00	-2,750.00	68.75 %
<u>100-350-3519</u> Juvenile Probation Attorney Fees	500.00	50.00	225.00	0.00	-275.00	55.00 %
<u>100-350-3520</u> State Fee 10% Fee	12,800.00	0.00	3,422.22	0.00	-9,377.78	73.26 %
<u>100-350-3521</u> Time Payment Fee - County 1/2	2,000.00	0.00	225.66	0.00	-1,774.34	88.72 %
<u>100-350-3523</u> Warrant Fees	24,000.00	654.90	3,934.96	0.00	-20,065.04	83.60 %
<u>100-350-3524</u> Judiciary Fund County	500.00	6.48	26.52	0.00	-473.48	94.70 %
<u>100-350-3525</u> District Court Fines	70,000.00	4,176.00	11,920.00	0.00	-58,080.00	82.97 %
<u>100-350-3526</u> Library Fines	1,120.00	45.00	225.25	0.00	-894.75	79.89 %
<u>100-350-3527</u> Justice of Peace #1 Fines	90,000.00	8,614.85	17,778.94	0.00	-72,221.06	80.25 %
<u>100-350-3528</u> Justice of Peace #2 Fines	50,000.00	1,539.14	6,636.22	0.00	-43,363.78	86.73 %
<u>100-350-3529</u> Justice of Peace #3 Fines	60,000.00	905.95	3,551.61	0.00	-56,448.39	94.08 %
<u>100-350-3530</u> Justice of Peace #4 Fines	25,000.00	991.68	6,268.04	0.00	-18,731.96	74.93 %
<u>100-350-3531</u> County Court Fines	20,000.00	3,687.33	7,143.58	0.00	-12,856.42	64.28 %
<u>100-350-3532</u> Bond Forfeitures	500.00	0.00	0.00	0.00	-500.00	100.00 %
<u>100-350-3553</u> Truancy Court Cost \$50	500.00	369.43	1,048.47	0.00	548.47	209.69 %
<u>100-350-3554</u> Administrative Transaction Fees	2,500.00	158.13	462.60	0.00	-2,037.40	81.50 %
<u>100-350-3555</u> Omni Fees	1,000.00	192.45	541.24	0.00	-458.76	45.88 %
<u>100-350-3556</u> County Speciality Court Acct	500.00	243.50	656.32	0.00	156.32	131.26 %
<u>100-350-3557</u> Book Replacement Fees	0.00	42.25	187.25	0.00	187.25	0.00 %
<b>RevCategory: 35 - Fees &amp; Fines Total:</b>	<b>849,920.00</b>	<b>63,690.41</b>	<b>190,769.34</b>	<b>0.00</b>	<b>-659,150.66</b>	<b>77.55 %</b>
<b>RevCategory: 37 - Interest</b>						
<u>100-370-3700</u> Interest	10,000.00	1,034.98	2,884.49	0.00	-7,115.51	71.16 %
<b>RevCategory: 37 - Interest Total:</b>	<b>10,000.00</b>	<b>1,034.98</b>	<b>2,884.49</b>	<b>0.00</b>	<b>-7,115.51</b>	<b>71.16 %</b>
<b>RevCategory: 38 - Miscellaneous Revenues</b>						
<u>100-380-3800</u> Sale of Assets	-62,605.12	0.00	62,605.12	0.00	125,210.24	100.00 %
<u>100-380-3801</u> Donations	0.00	9,500.00	9,500.00	0.00	9,500.00	0.00 %
<u>100-380-3802</u> Royalties	2,000.00	444.16	1,049.28	0.00	-950.72	47.54 %
<u>100-380-3805</u> Vending Machines	300.00	0.00	25.89	0.00	-274.11	91.37 %
<u>100-380-3820</u> Miscellaneous Revenue	20,000.00	310.43	6,485.80	0.00	-13,514.20	67.57 %
<b>RevCategory: 38 - Miscellaneous Revenues Total:</b>	<b>-40,305.12</b>	<b>10,254.59</b>	<b>79,666.09</b>	<b>0.00</b>	<b>119,971.21</b>	<b>297.66 %</b>



Auditor's Budget Report

For Fiscal: 2021-2022 Period Ending: 12/31/2021

	Current Total Budget	Period Activity	Fiscal Activity	Encumbrances	Variance Favorable (Unfavorable)	Percent Remaining
<b>RevCategory: 39 - Transfers In</b>						
<u>100-390-3999</u> Lease Proceeds - Other Financing Sources	0.00	0.00	0.00	0.00	0.00	0.00 %
<b>RevCategory: 39 - Transfers In Total:</b>	<b>0.00</b>	<b>0.00</b>	<b>0.00</b>	<b>0.00</b>	<b>0.00</b>	<b>0.00 %</b>
<b>Revenue Total:</b>	<b>14,307,663.64</b>	<b>1,968,173.41</b>	<b>6,671,805.71</b>	<b>0.00</b>	<b>-7,635,857.93</b>	<b>53.37 %</b>
<b>Expense</b>						
<b>Department: 401 - Commissioner's Court</b>						
<u>100-401-1000</u> Salary Elected Official	177,990.48	14,732.54	44,197.62	0.00	133,792.86	75.17 %
<u>100-401-1200</u> Salary Regular Employee	30,197.20	2,516.44	7,549.32	0.00	22,647.88	75.00 %
<u>100-401-1400</u> Longevity	720.00	60.00	180.00	0.00	540.00	75.00 %
<u>100-401-1900</u> Salary Supplements	25,200.00	2,100.00	6,300.00	0.00	18,900.00	75.00 %
<u>100-401-1960</u> Leave Time / Excess Comp Paid	1.00	0.00	0.00	0.00	1.00	100.00 %
<u>100-401-2200</u> FICA Taxes	17,909.31	1,443.44	4,330.32	0.00	13,578.99	75.82 %
<u>100-401-2300</u> Retirement Match	19,810.28	1,236.38	3,709.14	0.00	16,101.14	81.28 %
<u>100-401-3010</u> Office Supplies	400.00	0.00	0.00	0.00	400.00	100.00 %
<u>100-401-4230</u> Bonds	0.00	0.00	0.00	0.00	0.00	0.00 %
<u>100-401-4420</u> Legal Ads & Notices	1,500.00	0.00	0.00	0.00	1,500.00	100.00 %
<u>100-401-4502</u> Educational Expense	8,000.00	0.00	2,720.12	0.00	5,279.88	66.00 %
<u>100-401-4600</u> Assoc & Organization Dues	2,900.00	0.00	786.00	0.00	2,114.00	72.90 %
<b>Department: 401 - Commissioner's Court Total:</b>	<b>284,628.27</b>	<b>22,088.80</b>	<b>69,772.52</b>	<b>0.00</b>	<b>214,855.75</b>	<b>75.49 %</b>
<b>Department: 403 - County Clerk</b>						
<u>100-403-1000</u> Salary Elected Official	45,942.48	3,828.54	11,485.62	0.00	34,456.86	75.00 %
<u>100-403-1200</u> Salary Regular Employee	114,920.00	9,576.70	28,624.72	0.00	86,295.28	75.09 %
<u>100-403-1300</u> Part Time Employees	0.00	0.00	0.00	0.00	0.00	0.00 %
<u>100-403-1400</u> Longevity	1,822.00	88.00	340.00	0.00	1,482.00	81.34 %
<u>100-403-1960</u> Leave Time / Excess Comp Paid	1.00	0.00	2,746.24	0.00	-2,745.24	274,524.00 %
<u>100-403-2200</u> FICA Taxes	12,445.44	1,000.18	3,162.33	0.00	9,283.11	74.59 %
<u>100-403-2300</u> Retirement Match	13,766.45	859.54	2,722.36	0.00	11,044.09	80.22 %
<u>100-403-3010</u> Office Supplies	8,000.00	496.98	1,537.01	460.00	6,002.99	75.04 %
<u>100-403-3035</u> Remote Birth Certificates	2,400.00	140.91	320.25	0.00	2,079.75	86.66 %
<u>100-403-3095</u> Books & Publications	250.00	0.00	0.00	0.00	250.00	100.00 %
<u>100-403-4230</u> Bonds	332.00	332.00	332.00	0.00	0.00	0.00 %
<u>100-403-4502</u> Educational Expense	3,500.00	0.00	273.26	0.00	3,226.74	92.19 %
<u>100-403-4520</u> Local Travel Reimbursement	50.00	0.00	0.00	0.00	50.00	100.00 %
<u>100-403-4600</u> Assoc & Organization Dues	245.00	125.00	125.00	0.00	120.00	48.98 %
<b>Department: 403 - County Clerk Total:</b>	<b>203,674.37</b>	<b>16,447.85</b>	<b>51,668.79</b>	<b>460.00</b>	<b>151,545.58</b>	<b>74.41 %</b>
<b>Department: 405 - Veterans</b>						
<u>100-405-7000</u> VETERANS TRANSPORTATION GRANT	0.00	0.00	0.00	0.00	0.00	0.00 %
<b>Department: 405 - Veterans Total:</b>	<b>0.00</b>	<b>0.00</b>	<b>0.00</b>	<b>0.00</b>	<b>0.00</b>	<b>0.00 %</b>
<b>Department: 406 - Emergency Management</b>						
<u>100-406-1300</u> Part Time Employee	20,200.00	1,683.34	5,050.02	0.00	15,149.98	75.00 %
<u>100-406-1960</u> Excess Comp	1.00	0.00	0.00	0.00	1.00	100.00 %
<u>100-406-2200</u> FICA Taxes	1,545.38	128.76	386.28	0.00	1,159.10	75.00 %
<u>100-406-2300</u> Retirement Match	1,709.41	107.22	321.66	0.00	1,387.75	81.18 %
<u>100-406-3430</u> Equipment Repair & Maintenance	2,500.00	0.00	0.00	0.00	2,500.00	100.00 %
<u>100-406-3485</u> COVID-19 Expenses	0.00	0.00	0.00	0.00	0.00	0.00 %
<u>100-406-3506</u> Travel/Meals/Mileage	500.00	0.00	0.00	0.00	500.00	100.00 %
<u>100-406-4425</u> Contracted Services	0.00	0.00	0.00	0.00	0.00	0.00 %
<u>100-406-5500</u> Vehicles	0.00	0.00	0.00	0.00	0.00	0.00 %
<u>100-406-7000</u> Grant	0.00	0.00	0.00	0.00	0.00	0.00 %
<u>100-406-7002</u> COVID Payroll Contra	0.00	0.00	0.00	0.00	0.00	0.00 %
<b>Department: 406 - Emergency Management Total</b>	<b>26,455.79</b>	<b>1,919.32</b>	<b>5,757.95</b>	<b>0.00</b>	<b>20,697.83</b>	<b>78.24 %</b>
<b>Department: 409 - Non-Departmental</b>						
<u>100-409-1200</u> Payroll Accrual (use at FY end only)	0.00	0.00	-1,135.00	0.00	1,135.00	0.00 %
<u>100-409-1400</u> FY Raise	36,300.00	2,487.50	7,650.00	0.00	28,650.00	78.93 %
<u>100-409-1960</u> Leave Time Contingency	1.50	0.00	0.00	0.00	1.50	100.00 %
<u>100-409-2200</u> FICA Taxes	2,777.06	182.50	586.63	0.00	2,190.43	78.88 %

Auditor's Budget Report

For Fiscal: 2021-2022 Period Ending: 12/31/2021

	Current Total Budget	Period Activity	Fiscal Activity	Encumbrances	Variance Favorable (Unfavorable)	Percent Remaining
<u>100-409-2300</u> Retirement Match	3,071.83	158.43	508.52	0.00	2,563.31	83.45 %
<u>100-409-2400</u> Workers' Comp	98,000.00	-32.54	23,722.44	0.00	74,277.56	75.79 %
<u>100-409-2500</u> Unemployment Comp	15,000.00	578.68	4,245.93	0.00	10,754.07	71.69 %
<u>100-409-3015</u> Bank Fees	250.00	0.00	0.00	0.00	250.00	100.00 %
<u>100-409-3080</u> Postage	41,000.00	2,329.15	19,040.05	0.00	21,959.95	53.56 %
<u>100-409-3090</u> Post Office Box Rental	420.00	0.00	0.00	0.00	420.00	100.00 %
<u>100-409-3502</u> Christmas Lights/Yulefest/Employee Luncheon	7,500.00	7,098.51	7,440.71	0.00	59.29	0.79 %
<u>100-409-4010</u> Pettit Jury	1,000.00	0.00	0.00	0.00	1,000.00	100.00 %
<u>100-409-4140</u> Omnibase JP Collection Services	1,300.00	0.00	0.00	0.00	1,300.00	100.00 %
<u>100-409-4160</u> Audit & Accounting Fees	37,800.00	0.00	0.00	0.00	37,800.00	100.00 %
<u>100-409-4170</u> Legislative & Administrative Activities	0.00	0.00	0.00	0.00	0.00	0.00 %
<u>100-409-4175</u> Postmortem Expenses	43,000.00	0.00	1,425.00	0.00	41,575.00	96.69 %
<u>100-409-4200</u> Property & General Liability Insurance	221,000.00	0.00	75,465.00	0.00	145,535.00	65.85 %
<u>100-409-4410</u> Service Agreements	22,560.00	3,379.24	4,401.58	0.00	18,158.42	80.49 %
<u>100-409-4491</u> Game Room Inspections	0.00	0.00	0.00	0.00	0.00	0.00 %
<u>100-409-4492</u> Game Room Misc Expense	0.00	105.00	105.00	0.00	-105.00	0.00 %
<u>100-409-4495</u> Contracted Services	26,000.00	10,217.50	11,968.00	0.00	14,032.00	53.97 %
<u>100-409-4496</u> Lobbying	0.00	0.00	0.00	0.00	0.00	0.00 %
<u>100-409-4600</u> Assoc & Organization Dues	11,100.00	0.00	0.00	0.00	11,100.00	100.00 %
<u>100-409-4700</u> Lease Payments	0.00	0.00	0.00	0.00	0.00	0.00 %
<u>100-409-4811</u> Indigent Cemetery Costs	10,500.00	795.00	1,590.00	0.00	8,910.00	84.86 %
<u>100-409-4955</u> Contingency	197,741.46	0.00	0.00	0.00	197,741.46	100.00 %
<u>100-409-4957</u> Capital Murder Contingency	36,000.00	0.00	0.00	0.00	36,000.00	100.00 %
<u>100-409-4958</u> Capital Improvement Contingency	60,000.00	106.32	4,489.05	0.00	55,510.95	92.52 %
<u>100-409-5400</u> Office Machines & Equipment	12,000.00	0.00	0.00	0.00	12,000.00	100.00 %
<u>100-409-5450</u> Furniture & Fixtures	2,000.00	0.00	199.98	0.00	1,800.02	90.00 %
<u>100-409-5500</u> Vehicles	0.00	0.00	0.00	0.00	0.00	0.00 %
<u>100-409-5700</u> Insured Items Replacement/Repair	50,000.00	3,843.78	3,998.73	617.40	45,383.87	90.77 %
<b>Department: 409 - Non-Departmental Total:</b>	<b>936,321.85</b>	<b>31,249.07</b>	<b>165,701.62</b>	<b>617.40</b>	<b>770,002.83</b>	<b>82.74 %</b>
<b>Department: 410 - Tele Communications</b>	<b>80,000.00</b>	<b>9.00</b>	<b>19,913.19</b>	<b>0.00</b>	<b>60,086.81</b>	<b>75.11 %</b>
<u>100-410-4330</u> Local Telephone Service	3,800.00	313.37	626.74	0.00	3,173.26	83.51 %
<u>100-410-4335</u> Cell Phone Service	83,800.00	322.37	20,539.93	0.00	63,260.07	75.49 %
<b>Department: 410 - Tele Communications Total:</b>	<b>83,800.00</b>	<b>322.37</b>	<b>20,539.93</b>	<b>0.00</b>	<b>63,260.07</b>	<b>75.49 %</b>
<b>Department: 411 - Computer</b>	<b>1,000.00</b>	<b>0.00</b>	<b>0.00</b>	<b>0.00</b>	<b>1,000.00</b>	<b>100.00 %</b>
<u>100-411-3010</u> Office Supplies	297,000.00	525.00	271,454.20	199.99	25,345.81	8.53 %
<u>100-411-4450</u> Software Maintenance	59,600.00	4,000.00	12,000.00	0.00	47,600.00	79.87 %
<u>100-411-4495</u> Contracted Services	60,000.00	0.00	2,586.87	1,383.95	56,029.18	93.38 %
<u>100-411-5200</u> Computer Equipment	8,000.00	160.00	160.00	0.00	7,840.00	98.00 %
<u>100-411-5250</u> Computer Software	425,600.00	4,685.00	286,201.07	1,583.94	137,814.99	32.38 %
<b>Department: 411 - Computer Total:</b>	<b>425,600.00</b>	<b>4,685.00</b>	<b>286,201.07</b>	<b>1,583.94</b>	<b>137,814.99</b>	<b>32.38 %</b>
<b>Department: 426 - County Court</b>	<b>38,041.60</b>	<b>3,170.14</b>	<b>9,510.42</b>	<b>0.00</b>	<b>28,531.18</b>	<b>75.00 %</b>
<u>100-426-1200</u> Salary Regular Employee	720.00	60.00	180.00	0.00	540.00	75.00 %
<u>100-426-1400</u> Longevity	3,250.00	425.17	953.51	0.00	2,296.49	70.66 %
<u>100-426-1900</u> Leave Time / Excess Comp Paid	3,213.89	258.05	749.59	0.00	2,464.30	76.68 %
<u>100-426-2200</u> FICA Taxes	3,555.02	232.84	678.02	0.00	2,877.00	80.93 %
<u>100-426-2300</u> Retirement Match	1,500.00	0.00	0.00	0.00	1,500.00	100.00 %
<u>100-426-3010</u> Office Supplies	400.00	0.00	0.00	0.00	400.00	100.00 %
<u>100-426-3095</u> Books & Publications	5,000.00	0.00	0.00	0.00	5,000.00	100.00 %
<u>100-426-4010</u> Pettit Jury	12,000.00	850.00	2,350.00	0.00	9,650.00	80.42 %
<u>100-426-4015</u> Sub Court Reporter	50,000.00	2,252.25	6,974.75	0.00	43,025.25	86.05 %
<u>100-426-4110</u> Senate Bill 7 Appointments	9,000.00	350.00	350.00	0.00	8,650.00	96.11 %
<u>100-426-4135</u> Court Costs & Services	0.00	0.00	0.00	0.00	0.00	0.00 %
<u>100-426-4145</u> Transcripts	1,500.00	0.00	0.00	0.00	1,500.00	100.00 %
<u>100-426-4502</u> Educational Expense	200.00	0.00	200.00	0.00	0.00	0.00 %
<u>100-426-4600</u> Association & Organizational Dues	0.00	0.00	0.00	0.00	0.00	0.00 %
<u>100-426-7002</u> COVID Payroll Contra	128,380.51	7,598.45	21,946.29	0.00	106,434.22	82.91 %
<b>Department: 426 - County Court Total:</b>	<b>128,380.51</b>	<b>7,598.45</b>	<b>21,946.29</b>	<b>0.00</b>	<b>106,434.22</b>	<b>82.91 %</b>

Auditor's Budget Report

For Fiscal: 2021-2022 Period Ending: 12/31/2021

	Current Total Budget	Period Activity	Fiscal Activity	Encumbrances	Variance Favorable (Unfavorable)	Percent Remaining
<b>Department: 435 - 115th District Court</b>						
100-435-1100 Salary Appointed Official	70,598.00	5,883.18	17,649.54	0.00	52,948.46	75.00 %
100-435-1200 Salary Regular Employees	68,170.40	5,455.88	16,367.64	0.00	51,802.76	75.99 %
100-435-1300 Wages Part Time Employees	0.00	0.00	0.00	0.00	0.00	0.00 %
100-435-1400 Longevity	756.00	56.00	168.00	0.00	588.00	77.78 %
100-435-1960 Leave Time / Excess Comp Paid	0.00	0.00	0.00	0.00	0.00	0.00 %
100-435-2200 FICA Taxes	10,673.62	850.56	2,551.68	0.00	8,121.94	76.09 %
100-435-2300 Retirement Match	11,806.56	725.88	2,177.64	0.00	9,628.92	81.56 %
100-435-3010 Office Supplies	1,500.00	0.00	0.00	0.00	1,500.00	100.00 %
100-435-3090 Post Office Box Rental	72.00	0.00	84.00	0.00	-12.00	-16.67 %
100-435-3095 Books & Publications	6,000.00	445.70	1,337.10	0.00	4,662.90	77.72 %
100-435-3110 Uniforms & Accessories - Bailiff	300.00	0.00	0.00	0.00	300.00	100.00 %
100-435-4010 Petit Jury	15,000.00	2,520.00	4,580.00	0.00	10,420.00	69.47 %
100-435-4013 Visiting Judge	7,500.00	2,120.00	2,120.00	0.00	5,380.00	71.73 %
100-435-4015 Sub Court Reporter	1,000.00	0.00	0.00	0.00	1,000.00	100.00 %
100-435-4110 Senate Bill 7 Appointments	200,000.00	12,073.85	29,632.69	0.00	6,000.00	100.00 %
100-435-4120 Court Appointed Atty - Civil	200,000.00	22,121.45	35,054.50	0.00	170,367.31	85.18 %
100-435-4125 Capital Murder Trial Expenses	0.00	0.00	0.00	0.00	0.00	0.00 %
100-435-4135 Court Costs & Services	5,000.00	285.00	560.00	0.00	4,440.00	88.80 %
100-435-4145 Transcripts	10,000.00	0.00	3,288.00	0.00	6,712.00	67.12 %
100-435-4150 Juror Expenses	500.00	0.00	0.00	0.00	500.00	100.00 %
100-435-4185 Psychological Evaluations	10,000.00	0.00	2,250.00	0.00	7,750.00	77.50 %
100-435-4340 Dedicated Phone Line	0.00	0.00	0.00	0.00	0.00	0.00 %
100-435-4495 Contracted Services	3,000.00	0.00	0.00	0.00	3,000.00	100.00 %
100-435-4502 Educational Expense	100.00	0.00	0.00	0.00	100.00	100.00 %
100-435-4520 Local Travel Reimbursement	4,600.00	0.00	4,330.06	0.00	269.94	5.87 %
100-435-4600 Assoc & Organization Dues	632,576.58	52,537.50	122,150.85	0.00	510,425.73	80.69 %
<b>Department: 435 - 115th District Court Total:</b>						
<b>Department: 450 - District Clerk</b>						
100-450-1000 Salary Elected Official	45,942.48	3,828.54	11,485.62	0.00	34,456.86	75.00 %
100-450-1200 Salary Regular Employee	143,552.00	11,455.53	35,244.96	0.00	108,307.04	75.45 %
100-450-1400 Longevity	710.00	24.00	84.00	0.00	626.00	88.17 %
100-450-1900 Salary Supplements	0.00	0.00	0.00	0.00	0.00	0.00 %
100-450-1960 Leave Time / Excess Comp Paid	600.00	0.00	0.00	0.00	600.00	100.00 %
100-450-2200 FICA Taxes	14,596.54	1,148.67	3,514.17	0.00	11,082.37	75.92 %
100-450-2300 Retirement Match	16,145.88	875.10	2,982.02	0.00	13,163.86	81.53 %
100-450-3010 Office Supplies	13,000.00	1,057.15	4,211.30	0.00	8,788.70	67.61 %
100-450-3095 Books & Publications	200.00	0.00	0.00	0.00	200.00	100.00 %
100-450-4230 Bonds	500.00	0.00	0.00	0.00	500.00	100.00 %
100-450-4502 Educational Expense	2,200.00	0.00	200.00	0.00	2,000.00	90.91 %
100-450-4520 Local Travel Reimbursement	0.00	0.00	0.00	0.00	0.00	0.00 %
100-450-4600 Assoc & Organization Dues	200.00	125.00	125.00	0.00	75.00	37.50 %
100-450-7002 COVID Payroll Contra	0.00	0.00	0.00	0.00	0.00	0.00 %
<b>Department: 450 - District Clerk Total:</b>						
<b>Department: 451 - Justice of the Peace #1</b>						
100-451-1000 Salary Elected Official	36,242.00	3,186.84	9,560.52	0.00	28,681.48	75.00 %
100-451-1200 Salary Regular Employee	53,600.00	4,466.68	13,400.04	0.00	40,199.96	75.00 %
100-451-1300 Wages Part Time Employees	0.00	0.00	0.00	0.00	0.00	0.00 %
100-451-1400 Longevity	462.00	36.00	102.00	0.00	360.00	77.92 %
100-451-1900 Salary Supplements	0.00	0.00	0.00	0.00	0.00	0.00 %
100-451-1960 Leave Time / Excess Comp Paid	800.00	207.81	207.81	0.00	592.19	74.02 %
100-451-2200 FICA Taxes	7,122.46	574.20	1,690.32	0.00	5,432.14	76.27 %
100-451-2300 Retirement Match	7,878.46	503.06	1,482.31	0.00	6,396.15	81.19 %
100-451-3010 Office Supplies	2,500.00	366.25	366.25	150.00	1,983.75	79.35 %
100-451-4230 Bonds	250.00	0.00	0.00	0.00	250.00	100.00 %
100-451-4502 Educational Expense	2,000.00	0.00	75.00	0.00	1,925.00	96.25 %
100-451-4520 Local Travel Reimbursement	0.00	0.00	0.00	0.00	0.00	0.00 %

Auditor's Budget Report

For Fiscal: 2021-2022 Period Ending: 12/31/2021

	Current Total Budget	Period Activity	Fiscal Activity	Encumbrances	Variance Favorable (Unfavorable)	Percent Remaining
<u>100-451-4600</u> Assoc & Organization Dues	200.00	0.00	0.00	0.00	200.00	100.00 %
<b>Department: 451 - Justice of the Peace #1 Total:</b>	<b>113,054.92</b>	<b>9,340.84</b>	<b>26,884.25</b>	<b>150.00</b>	<b>86,020.67</b>	<b>76.09 %</b>
<b>Department: 452 - Justice of the Peace #2</b>						
<u>100-452-1000</u> Salary Elected Official	40,642.00	3,386.84	10,160.52	0.00	30,481.48	75.00 %
<u>100-452-1200</u> Salary Regular Employee	28,505.68	2,375.48	7,126.44	0.00	21,379.24	75.00 %
<u>100-452-1400</u> Longevity	306.00	24.00	72.00	0.00	234.00	76.47 %
<u>100-452-1960</u> Leave Time / Excess Comp Paid	100.00	0.00	0.00	0.00	100.00	100.00 %
<u>100-452-2200</u> FICA Taxes	5,320.86	418.58	1,255.74	0.00	4,065.12	76.40 %
<u>100-452-2300</u> Retirement Match	5,885.63	368.58	1,105.74	0.00	4,779.89	81.21 %
<u>100-452-3010</u> Office Supplies	2,500.00	0.00	0.00	0.00	2,500.00	100.00 %
<u>100-452-4230</u> Bonds	250.00	0.00	0.00	0.00	250.00	100.00 %
<u>100-452-4502</u> Educational Expense	1,915.00	0.00	755.00	0.00	1,160.00	60.57 %
<u>100-452-4520</u> Local Travel Reimbursement	0.00	0.00	0.00	0.00	0.00	0.00 %
<u>100-452-4600</u> Assoc & Organization Dues	285.00	60.00	60.00	0.00	225.00	78.95 %
<b>Department: 452 - Justice of the Peace #2 Total:</b>	<b>85,710.17</b>	<b>6,633.48</b>	<b>20,535.44</b>	<b>0.00</b>	<b>65,174.73</b>	<b>76.04 %</b>
<b>Department: 453 - Justice of the Peace #3</b>						
<u>100-453-1000</u> Salary Elected Official	38,242.00	3,186.84	9,560.52	0.00	28,681.48	75.00 %
<u>100-453-1200</u> Salary Regular Employee	27,400.00	2,283.34	6,850.02	0.00	20,549.98	75.00 %
<u>100-453-1300</u> Wages Part Time Employees	0.00	0.00	0.00	0.00	0.00	0.00 %
<u>100-453-1400</u> Longevity	30.00	0.00	0.00	0.00	30.00	100.00 %
<u>100-453-1960</u> Leave Time / Excess Comp Paid	1.00	0.00	0.00	0.00	1.00	100.00 %
<u>100-453-2200</u> FICA Taxes	5,023.98	405.56	1,216.69	0.00	3,807.29	75.78 %
<u>100-453-2300</u> Retirement Match	5,557.25	348.44	1,045.32	0.00	4,511.93	81.19 %
<u>100-453-3010</u> Office Supplies	2,000.00	0.00	160.77	0.00	1,839.23	91.96 %
<u>100-453-3095</u> Books & Publications	0.00	0.00	0.00	0.00	0.00	0.00 %
<u>100-453-4230</u> Bonds	250.00	0.00	0.00	0.00	250.00	100.00 %
<u>100-453-4502</u> Educational Expense	1,700.00	110.00	110.00	0.00	1,590.00	93.53 %
<u>100-453-4520</u> Local Travel Reimbursement	850.00	30.24	68.04	0.00	781.96	92.00 %
<u>100-453-4600</u> Assoc & Organization Dues	150.00	35.00	35.00	0.00	115.00	76.67 %
<b>Department: 453 - Justice of the Peace #3 Total:</b>	<b>81,204.23</b>	<b>6,399.42</b>	<b>19,046.36</b>	<b>0.00</b>	<b>62,157.87</b>	<b>76.55 %</b>
<b>Department: 454 - Justice of the Peace #4</b>						
<u>100-454-1000</u> Salary Elected Official	38,242.08	3,186.84	9,560.52	0.00	28,681.56	75.00 %
<u>100-454-1200</u> Salary Regular Employee	27,400.00	2,283.34	6,063.48	0.00	21,336.52	77.87 %
<u>100-454-1400</u> Longevity	132.00	8.00	24.00	0.00	108.00	81.82 %
<u>100-454-1960</u> Leave Time / Excess Comp Paid	500.00	0.00	0.00	0.00	500.00	100.00 %
<u>100-454-2200</u> FICA Taxes	5,069.97	404.10	1,157.11	0.00	3,912.86	77.18 %
<u>100-454-2300</u> Retirement Match	5,608.11	348.96	996.77	0.00	4,611.34	82.23 %
<u>100-454-3010</u> Office Supplies	2,000.00	0.00	0.00	0.00	2,000.00	100.00 %
<u>100-454-4230</u> Bonds	250.00	0.00	0.00	0.00	250.00	100.00 %
<u>100-454-4502</u> Educational Expense	2,300.00	0.00	0.00	0.00	2,300.00	100.00 %
<u>100-454-4520</u> Local Travel Reimbursement	0.00	0.00	0.00	0.00	0.00	0.00 %
<u>100-454-4600</u> Assoc & Organization Dues	255.00	95.00	95.00	0.00	160.00	62.75 %
<u>100-454-7002</u> COVID Payroll Contra	0.00	0.00	0.00	0.00	0.00	0.00 %
<b>Department: 454 - Justice of the Peace #4 Total:</b>	<b>81,757.16</b>	<b>6,326.24</b>	<b>17,896.88</b>	<b>0.00</b>	<b>63,860.28</b>	<b>78.11 %</b>
<b>Department: 476 - District Attorney</b>						
<u>100-476-1200</u> Salary Regular Employee	398,296.56	32,344.72	95,994.06	0.00	302,302.50	75.90 %
<u>100-476-1250</u> State Longevity	1,200.00	120.00	360.00	0.00	840.00	70.00 %
<u>100-476-1400</u> Longevity	3,290.00	252.00	752.00	0.00	2,538.00	77.14 %
<u>100-476-1650</u> Law Enforcement Taxable Travel Stipend	1.00	0.00	0.00	0.00	1.00	100.00 %
<u>100-476-1900</u> DA Supplements-State Appropriation	27,500.00	2,064.16	6,192.48	0.00	21,307.52	77.48 %
<u>100-476-1950</u> Elected DA Supplement	0.00	0.00	0.00	0.00	0.00	0.00 %
<u>100-476-1960</u> Leave Time / Excess Comp Paid	1.00	0.00	0.00	0.00	1.00	100.00 %
<u>100-476-2200</u> FICA Taxes	32,917.07	2,541.40	7,606.78	0.00	25,310.29	76.89 %
<u>100-476-2300</u> Retirement Match	36,411.02	2,215.54	6,580.11	0.00	29,830.91	81.93 %
<u>100-476-3010</u> Office Supplies	8,000.00	57.78	368.86	499.99	7,131.15	89.14 %
<u>100-476-3095</u> Books & Publications	2,000.00	0.00	995.00	0.00	1,005.00	50.25 %
<u>100-476-3105</u> Investigative Expenses	12,000.00	359.00	764.74	0.00	11,235.26	93.63 %

Auditor's Budget Report

For Fiscal: 2021-2022 Period Ending: 12/31/2021

	Current Total Budget	Period Activity	Fiscal Activity	Encumbrances	Variance Favorable (Unfavorable)	Percent Remaining
<u>100-476-3200</u> Gasoline	2,000.00	146.85	525.99	0.00	1,474.01	73.70 %
<u>100-476-3420</u> Vehicle Repair & Maintenance	1,000.00	137.99	137.99	0.00	862.01	86.20 %
<u>100-476-4130</u> Cash Match for FVI Grant	57,172.49	3,738.75	11,216.25	0.00	45,956.24	80.38 %
<u>100-476-4131</u> Cash Match V.A. Grant	2,800.00	296.88	717.01	0.00	2,082.99	74.39 %
<u>100-476-4132</u> Cash Match Travel & Training- V.A. Grant	0.00	0.00	0.00	0.00	0.00	0.00 %
<u>100-476-4133</u> Cash Match Supplies/Equip-V.A. Grant	0.00	0.00	0.00	0.00	0.00	0.00 %
<u>100-476-4134</u> Grant Insurance Expense Transfer	0.00	0.00	0.00	0.00	0.00	0.00 %
<u>100-476-4135</u> Court Costs & Services	2,000.00	43.78	264.38	0.00	1,735.62	86.78 %
<u>100-476-4145</u> Transcripts	1,500.00	0.00	0.00	0.00	1,500.00	100.00 %
<u>100-476-4230</u> Bonds	500.00	0.00	0.00	0.00	500.00	100.00 %
<u>100-476-4502</u> Educational Expense	10,000.00	1,730.99	3,289.35	0.00	6,710.65	67.11 %
<u>100-476-4600</u> Assoc & Organization Dues	2,000.00	0.00	220.00	0.00	1,780.00	89.00 %
<u>100-476-5500</u> Vehicles	0.00	0.00	0.00	0.00	0.00	0.00 %
<u>100-476-7000</u> Grant Expenditures	0.00	0.00	0.00	0.00	0.00	0.00 %
<u>100-476-7002</u> COVID Payroll Contra	0.00	0.00	0.00	0.00	0.00	0.00 %
<b>Department: 476 - District Attorney Total:</b>	<b>600,589.14</b>	<b>46,049.84</b>	<b>135,985.00</b>	<b>499.99</b>	<b>464,104.15</b>	<b>77.27 %</b>
<b>Department: 490 - Elections</b>						
<u>100-490-1100</u> Salary Appointed Official	43,400.00	3,616.68	10,850.04	0.00	32,549.96	75.00 %
<u>100-490-1200</u> Salary Regular Employee	27,400.00	2,283.34	6,850.02	0.00	20,549.98	75.00 %
<u>100-490-1400</u> Longevity	472.00	36.00	108.00	0.00	364.00	77.12 %
<u>100-490-1500</u> Election Workers	20,500.00	0.00	9,611.00	0.00	10,889.00	53.12 %
<u>100-490-1950</u> Leave Time / Excess Comp Paid	500.00	0.00	547.94	0.00	-47.94	-9.59 %
<u>100-490-2200</u> FICA Taxes	7,058.80	434.30	1,344.81	0.00	5,713.99	80.95 %
<u>100-490-2300</u> Retirement Match	6,073.35	378.12	1,169.26	0.00	4,904.09	80.75 %
<u>100-490-3040</u> Election Materials	9,000.00	0.00	0.00	0.00	9,000.00	100.00 %
<u>100-490-3049</u> Chapter 19 expenditures	10,000.00	0.00	0.00	0.00	10,000.00	100.00 %
<u>100-490-4502</u> Educational Expense	2,700.00	913.41	1,663.41	0.00	1,036.59	38.39 %
<u>100-490-4520</u> Local Travel Reimbursement	300.00	0.00	0.00	0.00	300.00	100.00 %
<u>100-490-4700</u> Equipment Payments	55,320.00	0.00	0.00	0.00	55,320.00	100.00 %
<u>100-490-4750</u> Facilities Lease	100.00	0.00	0.00	0.00	100.00	100.00 %
<u>100-490-5200</u> Computer Equipment	30,500.00	25,297.04	25,297.04	0.00	5,202.96	17.06 %
<u>100-490-6500</u> Interest-Equipment Lease	0.00	0.00	0.00	0.00	0.00	0.00 %
<b>Department: 490 - Elections Total:</b>	<b>213,324.15</b>	<b>32,958.89</b>	<b>57,441.52</b>	<b>0.00</b>	<b>155,882.63</b>	<b>73.07 %</b>
<b>Department: 495 - County Auditor</b>						
<u>100-495-1100</u> Salary Appointed Official	58,400.00	4,866.68	14,600.04	0.00	43,799.96	75.00 %
<u>100-495-1200</u> Salary Regular Employee	72,800.00	6,066.68	18,200.04	0.00	54,599.96	75.00 %
<u>100-495-1400</u> Longevity	1,538.00	120.00	360.00	0.00	1,178.00	76.59 %
<u>100-495-1950</u> Leave Time / Excess Comp Paid	1.00	0.00	0.00	0.00	1.00	100.00 %
<u>100-495-2200</u> FICA Taxes	10,154.53	814.22	2,442.66	0.00	7,711.87	75.95 %
<u>100-495-2300</u> Retirement Match	11,232.38	704.12	2,112.36	0.00	9,120.02	81.19 %
<u>100-495-3010</u> Office Supplies	1,200.00	76.00	76.00	0.00	1,124.00	93.67 %
<u>100-495-3095</u> Books & Publications	300.00	0.00	0.00	0.00	300.00	100.00 %
<u>100-495-4230</u> Bonds	200.00	0.00	100.00	0.00	100.00	50.00 %
<u>100-495-4502</u> Educational Expense	2,400.00	0.00	0.00	0.00	2,400.00	100.00 %
<u>100-495-4600</u> Assoc & Organization Dues	400.00	0.00	0.00	0.00	400.00	100.00 %
<u>100-495-7002</u> COVID Payroll Contra	0.00	0.00	0.00	0.00	0.00	0.00 %
<b>Department: 495 - County Auditor Total:</b>	<b>158,625.91</b>	<b>12,647.70</b>	<b>37,891.10</b>	<b>0.00</b>	<b>120,734.81</b>	<b>76.11 %</b>
<b>Department: 497 - County Treasurer</b>						
<u>100-497-1000</u> Salary Elected Official	45,942.48	3,828.54	11,485.62	0.00	34,456.86	75.00 %
<u>100-497-1200</u> Salary Regular Employee	91,884.48	7,657.06	22,971.18	0.00	68,913.30	75.00 %
<u>100-497-1300</u> Wages Part Time Employees	0.00	0.00	0.00	0.00	0.00	0.00 %
<u>100-497-1400</u> Longevity	1,238.00	100.00	296.00	0.00	942.00	76.09 %
<u>100-497-1950</u> Leave Time / Excess Comp Paid	0.00	0.00	0.00	0.00	0.00	0.00 %
<u>100-497-2200</u> FICA Taxes	10,638.47	841.58	2,524.44	0.00	8,114.03	76.27 %
<u>100-497-2300</u> Retirement Match	11,767.68	738.00	2,213.74	0.00	9,553.94	81.19 %
<u>100-497-3010</u> Office Supplies	3,900.00	241.88	1,097.20	2,035.76	767.04	19.67 %
<u>100-497-4230</u> Bonds	100.00	100.00	100.00	0.00	0.00	0.00 %

Auditor's Budget Report

For Fiscal: 2021-2022 Period Ending: 12/31/2021

	Current Total Budget	Period Activity	Fiscal Activity	Encumbrances	Variance Favorable (Unfavorable)	Percent Remaining
<u>100-497-4502</u> Educational Expense	5,500.00	200.00	200.00	0.00	5,300.00	95.36 %
<u>100-497-4520</u> Local Travel Reimbursement	350.00	0.00	0.00	0.00	350.00	100.00 %
<u>100-497-4600</u> Assoc & Organization Dues	200.00	0.00	0.00	0.00	200.00	100.00 %
<b>Department: 497 - County Treasurer Total:</b>	<b>171,521.11</b>	<b>13,707.06</b>	<b>40,888.18</b>	<b>2,035.76</b>	<b>128,597.17</b>	<b>74.97 %</b>
<b>Department: 499 - Tax Assessor</b>						
<u>100-499-1000</u> Salary Elected Official	45,942.48	3,828.54	11,485.62	0.00	34,456.86	75.00 %
<u>100-499-1200</u> Salary Regular Employee	312,675.20	25,737.04	76,601.60	0.00	236,073.60	75.50 %
<u>100-499-1300</u> Part Time Employees	0.00	0.00	0.00	0.00	0.00	0.00 %
<u>100-499-1400</u> Longevity	2,804.00	218.00	650.00	0.00	2,154.00	76.82 %
<u>100-499-1960</u> Leave Time / Excess Comp Paid	350.00	0.00	0.00	0.00	350.00	100.00 %
<u>100-499-2200</u> FICA Taxes	27,675.53	2,170.28	6,464.43	0.00	21,211.10	76.64 %
<u>100-499-2300</u> Retirement Match	30,613.12	1,897.20	5,652.56	0.00	24,960.56	81.54 %
<u>100-499-3010</u> Office Supplies	4,950.00	413.05	517.95	0.00	4,432.05	89.54 %
<u>100-499-4230</u> Bonds	511.00	0.00	511.00	0.00	0.00	0.00 %
<u>100-499-4495</u> Contracted Services	25,000.00	91.00	16,167.24	0.00	8,832.76	35.33 %
<u>100-499-4502</u> Educational Expense	5,500.00	0.00	1,617.69	0.00	3,882.31	70.59 %
<u>100-499-4520</u> Local Travel Reimbursement	2,000.00	108.19	162.28	0.00	1,837.72	91.89 %
<u>100-499-4600</u> Assoc & Organization Dues	450.00	95.00	95.00	0.00	355.00	78.89 %
<u>100-499-5200</u> Computer Equipment & Software	32,500.00	2,500.00	5,000.00	0.00	27,500.00	84.62 %
<u>100-499-7002</u> COVID Payroll Contra	0.00	0.00	0.00	0.00	0.00	0.00 %
<b>Department: 499 - Tax Assessor Total:</b>	<b>490,971.33</b>	<b>37,058.30</b>	<b>124,925.37</b>	<b>0.00</b>	<b>366,045.96</b>	<b>74.56 %</b>
<b>Department: 505 - Appraisal District</b>						
<u>100-505-4640</u> Appraisal District Pro-Rata	277,394.25	0.00	66,783.75	0.00	210,610.50	75.92 %
<b>Department: 505 - Appraisal District Total:</b>	<b>277,394.25</b>	<b>0.00</b>	<b>66,783.75</b>	<b>0.00</b>	<b>210,610.50</b>	<b>75.92 %</b>
<b>Department: 510 - County Buildings</b>						
<u>100-510-1100</u> Salary Appointed Official	37,576.00	3,131.34	9,394.02	0.00	28,181.98	75.00 %
<u>100-510-1200</u> Salary Regular Employee	52,800.08	4,400.02	14,026.74	0.00	38,773.34	73.43 %
<u>100-510-1300</u> Wages Part Time Employees	0.00	0.00	0.00	0.00	0.00	0.00 %
<u>100-510-1400</u> Longevity	714.00	56.00	160.00	0.00	554.00	77.59 %
<u>100-510-1960</u> Leave Time / Excess Comp Paid	560.00	0.00	0.00	0.00	560.00	100.00 %
<u>100-510-2200</u> FICA Taxes	7,011.23	564.17	1,857.67	0.00	5,153.56	73.50 %
<u>100-510-2300</u> Retirement Match	7,755.43	483.30	1,570.13	0.00	6,185.30	79.75 %
<u>100-510-3110</u> Uniforms & Accessories	200.00	0.00	0.00	0.00	200.00	100.00 %
<u>100-510-3200</u> Gasoline	5,500.00	735.82	1,825.69	0.00	3,674.31	66.81 %
<u>100-510-3220</u> Oil, Grease & Lubricants	300.00	0.00	0.00	0.00	300.00	100.00 %
<u>100-510-3380</u> Miscellaneous Expenses	12,000.00	105.83	276.70	0.00	11,723.30	97.69 %
<u>100-510-3390</u> Handtools	1,100.00	413.74	505.36	0.00	594.64	54.06 %
<u>100-510-3400</u> Lawns & Grounds	6,200.00	21.97	675.19	0.00	5,524.81	89.11 %
<u>100-510-3420</u> Vehicle Repair & Maintenance	4,000.00	805.68	829.43	43.50	3,127.07	78.18 %
<u>100-510-3460</u> Plumbing	6,000.00	187.46	1,384.17	125.22	4,490.61	74.84 %
<u>100-510-3470</u> Electrical	4,500.00	729.70	877.07	0.00	3,622.93	80.51 %
<u>100-510-3480</u> Janitorial Supplies	10,000.00	32.57	2,632.91	860.00	6,507.09	65.07 %
<u>100-510-3485</u> COVID-19 Expenses	0.00	0.00	0.00	0.00	0.00	0.00 %
<u>100-510-4300</u> Electricity	150,000.00	9,672.02	19,563.92	0.00	130,436.08	86.96 %
<u>100-510-4310</u> Water, Sewer & Garbage	70,000.00	6,476.89	11,550.69	0.00	58,449.31	83.50 %
<u>100-510-4320</u> Natural Gas	20,000.00	1,510.13	3,770.78	0.00	16,229.22	81.15 %
<u>100-510-4495</u> Contracted Services	13,000.00	0.00	260.00	0.00	12,740.00	98.00 %
<u>100-510-4496</u> HVAC Repair	45,000.00	21,760.00	21,893.90	230.00	22,876.10	50.84 %
<u>100-510-5100</u> Facilities Improvement	30,000.00	2,113.96	2,773.83	3,567.96	23,658.21	78.86 %
<u>100-510-7002</u> COVID Payroll Contra	0.00	0.00	0.00	0.00	0.00	0.00 %
<b>Department: 510 - County Buildings Total:</b>	<b>484,216.74</b>	<b>53,200.60</b>	<b>95,828.20</b>	<b>4,826.68</b>	<b>383,561.86</b>	<b>79.21 %</b>
<b>Department: 551 - Constable #1</b>						
<u>100-551-1000</u> Salary Elected Official	28,591.68	2,382.64	7,147.92	0.00	21,443.76	75.00 %
<u>100-551-2200</u> FICA Taxes	2,187.26	159.66	478.98	0.00	1,708.28	78.10 %
<u>100-551-2300</u> Retirement Match	2,604.52	151.78	455.34	0.00	2,149.18	82.52 %
<u>100-551-3010</u> Office Supplies	300.00	0.00	129.99	0.00	170.01	56.67 %
<u>100-551-3110</u> Uniforms & Accessories	300.00	0.00	89.01	0.00	210.99	70.33 %

**Auditor's Budget Report**

**For Fiscal: 2021-2022 Period Ending: 12/31/2021**

	Current Total Budget	Period Activity	Fiscal Activity	Encumbrances	Variance Favorable (Unfavorable)	Percent Remaining
<u>100-551-3145</u> Guns & Ammunition	450.00	0.00	0.00	0.00	450.00	100.00 %
<u>100-551-3200</u> Gasoline	1,500.00	217.14	677.79	0.00	822.21	54.81 %
<u>100-551-3420</u> Vehicle Repair & Maintenance	500.00	0.00	0.00	0.00	500.00	100.00 %
<u>100-551-4230</u> Bonds	50.00	0.00	0.00	0.00	50.00	100.00 %
<u>100-551-4502</u> Educational Expense	400.00	0.00	0.00	0.00	400.00	100.00 %
<u>100-551-4600</u> Assoc & Organization Dues	300.00	0.00	0.00	0.00	100.00	100.00 %
<u>100-551-5350</u> Communication Equipment	300.00	0.00	0.00	7,158.00	-6,858.00	-2,286.00 %
<u>100-551-5500</u> Vehicles	44,758.00	0.00	0.00	44,758.00	0.00	0.00 %
<u>100-551-7000</u> Misc Expense of Donated Funds	0.00	0.00	0.00	0.00	0.00	0.00 %
<u>100-551-7002</u> COVID Payroll Contra	0.00	0.00	0.00	0.00	0.00	0.00 %
<b>Department: 551 - Constable #1 Total:</b>	<b>82,041.46</b>	<b>2,911.22</b>	<b>8,979.03</b>	<b>51,915.00</b>	<b>21,146.43</b>	<b>25.78 %</b>
<b>Department: 552 - Constable #2</b>						
<u>100-552-1000</u> Salary Elected Official	28,591.68	2,382.64	7,147.92	0.00	21,443.76	75.00 %
<u>100-552-2200</u> FICA Taxes	2,187.26	167.76	503.28	0.00	1,683.98	76.99 %
<u>100-552-2300</u> Retirement Match	2,604.52	151.78	455.34	0.00	2,149.17	82.52 %
<u>100-552-3010</u> Office Supplies	250.00	0.00	0.00	0.00	250.00	100.00 %
<u>100-552-3110</u> Uniforms & Accessories	400.00	0.00	0.00	0.00	400.00	100.00 %
<u>100-552-3145</u> Guns & Ammunition	350.00	0.00	0.00	0.00	350.00	100.00 %
<u>100-552-3200</u> Gasoline	700.00	0.00	0.00	0.00	700.00	100.00 %
<u>100-552-3420</u> Vehicle Repair & Maintenance	500.00	0.00	0.00	0.00	500.00	100.00 %
<u>100-552-4230</u> Bonds	0.00	0.00	0.00	0.00	0.00	0.00 %
<u>100-552-4600</u> Assoc & Organization Dues	100.00	0.00	0.00	0.00	100.00	100.00 %
<u>100-552-5350</u> Communication Equipment	0.00	0.00	0.00	0.00	0.00	0.00 %
<u>100-552-5500</u> Vehicles	44,758.00	0.00	0.00	44,758.00	0.00	0.00 %
<u>100-552-7000</u> Misc Expense of Donated Funds	0.00	0.00	0.00	0.00	0.00	0.00 %
<b>Department: 552 - Constable #2 Total:</b>	<b>80,441.45</b>	<b>2,702.18</b>	<b>8,106.54</b>	<b>44,758.00</b>	<b>27,576.91</b>	<b>34.28 %</b>
<b>Department: 553 - Constable #3</b>						
<u>100-553-1000</u> Salary Elected Official	28,591.68	2,382.64	7,147.92	0.00	21,443.76	75.00 %
<u>100-553-2200</u> FICA Taxes	2,187.26	181.80	545.40	0.00	1,641.86	75.06 %
<u>100-553-2300</u> Retirement Match	2,604.52	151.78	455.34	0.00	2,149.18	82.52 %
<u>100-553-3010</u> Office Supplies	250.00	0.00	0.00	0.00	250.00	100.00 %
<u>100-553-3110</u> Uniforms & Accessories	400.00	0.00	0.00	95.70	304.30	76.08 %
<u>100-553-3145</u> Guns & Ammunition	350.00	0.00	0.00	0.00	350.00	100.00 %
<u>100-553-3200</u> Gasoline	1,500.00	103.55	181.84	0.00	1,318.16	87.88 %
<u>100-553-3420</u> Vehicle Repair & Maintenance	500.00	0.00	0.00	0.00	500.00	100.00 %
<u>100-553-4230</u> Bonds	50.00	0.00	0.00	0.00	50.00	100.00 %
<u>100-553-4470</u> Communication Maintenance	0.00	0.00	0.00	0.00	0.00	0.00 %
<u>100-553-4600</u> Assoc & Organization Dues	100.00	0.00	0.00	0.00	100.00	100.00 %
<u>100-553-5500</u> Vehicles	44,758.00	0.00	0.00	44,758.00	0.00	0.00 %
<u>100-553-7000</u> Misc Expense of Donated Funds	0.00	0.00	0.00	0.00	0.00	0.00 %
<b>Department: 553 - Constable #3 Total:</b>	<b>81,291.46</b>	<b>2,819.77</b>	<b>8,330.50</b>	<b>44,853.70</b>	<b>28,107.26</b>	<b>34.58 %</b>
<b>Department: 554 - Constable #4</b>						
<u>100-554-1000</u> Salary Elected Official	28,591.68	2,382.64	7,147.92	0.00	21,443.76	75.00 %
<u>100-554-2200</u> FICA Taxes	2,187.26	178.26	534.78	0.00	1,652.48	75.55 %
<u>100-554-2300</u> Retirement Match	2,604.52	151.78	455.34	0.00	2,149.18	82.52 %
<u>100-554-3010</u> Office Supplies	350.00	0.00	0.00	0.00	350.00	100.00 %
<u>100-554-3110</u> Uniforms & Accessories	400.00	0.00	0.00	55.00	345.00	86.25 %
<u>100-554-3145</u> Guns & Ammunition	350.00	0.00	0.00	0.00	350.00	100.00 %
<u>100-554-3200</u> Gasoline	1,000.00	101.50	332.68	0.00	667.32	66.73 %
<u>100-554-3420</u> Vehicle Repair & Maintenance	500.00	0.00	14.50	0.00	485.50	97.10 %
<u>100-554-4230</u> Bonds	50.00	0.00	0.00	0.00	50.00	100.00 %
<u>100-554-4470</u> Communication Maintenance	0.00	0.00	0.00	0.00	0.00	0.00 %
<u>100-554-4502</u> Educational Expense	400.00	0.00	0.00	0.00	400.00	100.00 %
<u>100-554-4600</u> Assoc & Organization Dues	100.00	0.00	0.00	0.00	100.00	100.00 %
<u>100-554-5350</u> Communication Equipment	0.00	0.00	0.00	0.00	0.00	0.00 %
<u>100-554-5500</u> Vehicles	44,758.00	0.00	0.00	44,758.00	0.00	0.00 %

Auditor's Budget Report

For Fiscal: 2021-2022 Period Ending: 12/31/2021

	Current Total Budget	Period Activity	Fiscal Activity	Encumbrances	Variance Favorable (Unfavorable)	Percent Remaining
100-554-7000 Misc Expense of Donated Funds	0.00	0.00	0.00	0.00	0.00	0.00 %
<b>Department: 554 - Constabla #4 Total:</b>	<b>81,291.46</b>	<b>2,814.18</b>	<b>8,485.22</b>	<b>44,813.00</b>	<b>27,993.24</b>	<b>34.44 %</b>
<b>Department: 560 - County Sheriff</b>						
100-560-1000 Salary Elected Official	54,790.32	4,565.86	13,697.58	0.00	41,092.74	75.00 %
100-560-1200 Salary Regular Employee	1,292,906.20	112,249.61	321,776.69	0.00	971,129.51	75.11 %
100-560-1225 Resource Officers	275,672.88	16,409.10	62,354.58	0.00	213,318.30	77.38 %
100-560-1400 Longevity	10,282.00	688.00	2,082.00	0.00	8,200.00	79.75 %
100-560-1600 Peace Officer Certification Pay	81,900.00	6,562.50	19,912.50	0.00	61,987.50	75.69 %
100-560-1650 Law Enforcement Taxable Travel Stipend	1.00	0.00	0.00	0.00	1.00	100.00 %
100-560-1960 Leave Time / Excess Comp Paid	116,000.00	13,843.43	38,619.37	0.00	77,380.63	66.71 %
100-560-2200 FICA Taxes	140,113.76	11,492.66	34,156.55	0.00	105,957.21	75.62 %
100-560-2300 Retirement Match	154,985.96	9,830.17	29,252.57	0.00	125,733.39	81.13 %
100-560-3010 Office Supplies	14,000.00	1,245.68	2,009.03	851.70	11,139.27	79.57 %
100-560-3105 Investigative Expenses	11,000.00	206.01	6,485.29	837.44	3,677.27	33.43 %
100-560-3110 Uniforms & Accessories	25,632.00	3,736.33	4,384.97	8,601.44	12,645.59	49.34 %
100-560-3145 Guns & Ammunition	12,850.00	131.83	881.83	136.35	11,831.82	92.08 %
100-560-3200 Gasoline	105,000.00	14,429.11	27,843.46	0.00	77,156.54	73.48 %
100-560-3380 Miscellaneous Expenses	6,750.00	186.18	482.01	0.00	6,267.99	92.86 %
100-560-3420 Vehicle Repair & Maintenance	43,000.00	5,964.19	16,356.44	1,183.29	25,460.27	59.21 %
100-560-3485 COVID-19 Expenses	0.00	0.00	0.00	0.00	0.00	0.00 %
100-560-4160 SANE Exams	0.00	0.00	0.00	0.00	0.00	0.00 %
100-560-4230 Bonds	0.00	0.00	0.00	0.00	0.00	0.00 %
100-560-4490 Legal Ads & Notices	300.00	0.00	0.00	0.00	300.00	100.00 %
100-560-4495 Contracted Services	1,000.00	0.00	0.00	0.00	1,000.00	100.00 %
100-560-4502 Educational Expense	21,000.00	196.94	5,281.69	150.00	15,568.31	74.13 %
100-560-4600 Assoc & Organization Dues	1,500.00	0.00	25.00	0.00	1,475.00	98.33 %
100-560-5350 Communication Equipment	18,500.00	759.80	1,854.60	0.00	16,645.40	89.98 %
100-560-5500 Vehicles	98,060.00	0.00	0.00	0.00	98,060.00	100.00 %
100-560-5900 Light Bars, Sirens, etc	6,000.00	0.00	0.00	0.00	6,000.00	100.00 %
100-560-7000 Body Cameras - State Grant	23,340.00	0.00	23,168.46	0.00	171.54	0.73 %
100-560-7002 COVID Payroll Contra	0.00	0.00	0.00	0.00	0.00	0.00 %
100-560-7100 Misc Expense of Donated Funds	0.00	0.00	0.00	0.00	0.00	0.00 %
<b>Department: 560 - County Sheriff Total:</b>	<b>2,514,584.12</b>	<b>202,497.40</b>	<b>610,624.62</b>	<b>11,760.22</b>	<b>1,892,199.28</b>	<b>75.25 %</b>
<b>Department: 565 - County Jail</b>						
100-565-1200 Salary Regular Employee	1,570,648.53	118,958.92	362,062.95	0.00	1,208,585.58	76.95 %
100-565-1300 Wages Part Time Employees	15,000.00	0.00	0.00	0.00	15,000.00	100.00 %
100-565-1400 Longevity	9,468.00	558.00	1,654.00	0.00	7,814.00	82.53 %
100-565-1600 Peace Officer Certification Pay	0.00	0.00	0.00	0.00	0.00	0.00 %
100-565-1650 Law Enforcement Taxable Travel Stipend	3,120.00	0.00	0.00	0.00	3,120.00	100.00 %
100-565-1960 Leave Time / Excess Comp Paid	130,000.00	14,979.32	33,133.81	0.00	96,866.19	74.51 %
100-565-2200 FICA Taxes	132,210.09	9,937.99	29,289.94	0.00	102,920.15	77.85 %
100-565-2300 Retirement Match	146,243.37	8,567.34	25,279.21	0.00	120,964.16	82.71 %
100-565-3100 Employee Medical Exam	6,000.00	140.00	405.00	255.00	5,340.00	89.00 %
100-565-3120 Inmate Clothing & Bedding	6,500.00	0.00	1,537.74	0.00	4,962.26	76.34 %
100-565-3125 Prescriptions	35,000.00	5,322.85	11,624.85	0.00	23,375.15	66.79 %
100-565-3135 Food	220,000.00	20,815.34	54,974.50	11,682.86	153,342.64	69.70 %
100-565-3150 Inmate Transport	12,000.00	132.04	132.04	156.75	11,711.21	97.59 %
100-565-3160 Inmate Medical	70,000.00	5,221.14	12,191.56	0.00	57,808.44	82.58 %
100-565-3480 Janitorial Supplies	35,000.00	3,200.89	9,268.68	1,481.98	24,249.34	69.28 %
100-565-3485 COVID-19 Expenses	0.00	0.00	0.00	0.00	0.00	0.00 %
100-565-4495 Contracted Services	3,000.00	0.00	182.06	500.00	2,317.94	77.26 %
100-565-5100 Facilities Maintenance	55,000.00	2,255.89	15,603.16	1,826.49	37,570.35	68.31 %
100-565-7002 COVID Payroll Contra	0.00	0.00	0.00	0.00	0.00	0.00 %
<b>Department: 565 - County Jail Total:</b>	<b>2,449,189.99</b>	<b>190,089.72</b>	<b>557,339.50</b>	<b>15,903.08</b>	<b>1,875,947.41</b>	<b>76.59 %</b>
<b>Department: 570 - Adult Probation</b>						
100-570-4330 Local Telephone Service	0.00	0.00	0.00	0.00	0.00	0.00 %
<b>Department: 570 - Adult Probation Total:</b>	<b>0.00</b>	<b>0.00</b>	<b>0.00</b>	<b>0.00</b>	<b>0.00</b>	<b>0.00 %</b>



Auditor's Budget Report

For Fiscal: 2021-2022 Period Ending: 12/31/2021

	Current Total Budget	Period Activity	Fiscal Activity	Encumbrances	Variance Favorable (Unfavorable)	Percent Remaining
<b>Department: 574 - Juvenile Probation Board</b>						
100-574-1900 Salary Supplements	13,200.00	1,100.00	3,300.00	0.00	9,900.00	75.00 %
100-574-2200 FICA Taxes	1,009.80	83.26	249.78	0.00	760.02	75.26 %
100-574-2300 Retirement Match	858.00	70.08	210.24	0.00	647.76	75.50 %
<b>Department: 574 - Juvenile Probation Board Total</b>	<b>15,067.80</b>	<b>1,253.34</b>	<b>3,760.02</b>	<b>0.00</b>	<b>11,307.78</b>	<b>75.05 %</b>
<b>Department: 575 - Juvenile Probation</b>						
100-575-3010 Office Supplies (Direct Supervision)	0.00	0.00	0.00	0.00	0.00	0.00 %
100-575-4050 Juvenile Local Funds (See Fund 969)	49,000.00	0.00	0.00	0.00	49,000.00	100.00 %
100-575-4190 Inter-County Contracts (Detention/Pre-Ad)	0.00	0.00	0.00	0.00	0.00	0.00 %
100-575-4192 Non Secure Placement	0.00	0.00	0.00	0.00	0.00	0.00 %
100-575-4495 External Contracts (Comm Based General)	0.00	0.00	0.00	0.00	0.00	0.00 %
100-575-4502 Educational Expense	0.00	0.00	0.00	0.00	0.00	0.00 %
100-575-4520 Travel & Training (Direct Supervision)	0.00	0.00	0.00	0.00	0.00	0.00 %
<b>Department: 575 - Juvenile Probation Total:</b>	<b>49,000.00</b>	<b>0.00</b>	<b>0.00</b>	<b>0.00</b>	<b>49,000.00</b>	<b>100.00 %</b>
<b>Department: 580 - DPS</b>						
100-580-1200 Salary Regular Employee	27,400.00	2,283.34	6,850.02	0.00	20,549.98	75.00 %
100-580-1400 Longevity	30.00	0.00	0.00	0.00	30.00	100.00 %
100-580-1960 Leave Time / Excess Comp Paid	0.00	0.00	0.00	0.00	0.00	0.00 %
100-580-2200 FICA Taxes	2,098.40	153.76	461.28	0.00	1,637.12	78.02 %
100-580-2300 Retirement Match	2,321.13	145.44	436.32	0.00	1,884.81	81.20 %
100-580-3380 Miscellaneous Expenses	2,000.00	0.00	17.77	0.00	1,982.23	99.11 %
100-580-5800 Radar	0.00	0.00	0.00	0.00	0.00	0.00 %
<b>Department: 580 - DPS Total:</b>	<b>33,849.53</b>	<b>2,582.54</b>	<b>7,765.39</b>	<b>0.00</b>	<b>26,084.14</b>	<b>77.06 %</b>
<b>Department: 611 - Road &amp; Bridge</b>						
100-611-1100 Salary Appointed Official	63,400.00	5,283.34	15,850.02	0.00	47,549.98	75.00 %
100-611-1200 Salary Regular Employee	1,081,890.56	83,248.48	251,946.61	0.00	829,943.95	76.71 %
100-611-1300 Wages Part Time Employees	0.00	0.00	0.00	0.00	0.00	0.00 %
100-611-1400 Longevity	10,016.00	730.00	2,224.00	0.00	7,792.00	77.80 %
100-611-1960 Leave Time / Excess Comp Paid	29,000.00	1,147.04	5,233.06	0.00	23,766.94	81.95 %
100-611-2200 FICA Taxes	91,176.56	6,635.03	20,143.35	0.00	71,033.21	77.91 %
100-611-2300 Retirement Match	100,854.39	5,759.01	17,465.55	0.00	83,388.84	82.68 %
100-611-3010 Office Supplies	1,000.00	0.00	167.38	350.00	482.62	48.26 %
100-611-3110 Uniforms & Accessories	14,000.00	2,060.80	4,600.22	352.69	9,047.09	64.62 %
100-611-3200 Gasoline	90,000.00	10,301.43	21,111.63	36,000.00	32,888.37	36.54 %
100-611-3210 Diesel	105,000.00	4,052.87	23,572.78	12,000.00	69,427.22	66.12 %
100-611-3220 Oil, Grease & Lubricants	20,000.00	845.64	845.64	0.00	19,154.36	95.77 %
100-611-3230 Batteries	7,500.00	122.99	390.27	0.00	7,109.73	94.80 %
100-611-3240 Tires & Tubes	40,000.00	19,583.20	21,860.74	0.00	18,139.26	45.35 %
100-611-3300 Culverts	30,000.00	0.00	248.40	800.00	28,951.60	96.51 %
100-611-3320 Road Repair Funded by Donations	0.00	0.00	0.00	0.00	0.00	0.00 %
100-611-3330 Sand & Gravel	165,500.00	0.00	0.00	0.00	165,500.00	100.00 %
100-611-3340 Road Oil	700,000.00	0.00	0.00	0.00	700,000.00	100.00 %
100-611-3350 Plant Mix Asphalt	309,434.05	4,710.33	11,244.77	0.00	298,189.28	96.37 %
100-611-3360 Signs & Safety	10,000.00	0.00	41.31	0.00	9,958.69	99.59 %
100-611-3380 Miscellaneous Expenses	3,000.00	686.62	824.50	0.00	2,175.50	72.52 %
100-611-3390 Handtools	10,000.00	820.20	994.64	25.00	8,980.36	89.80 %
100-611-3420 Vehicle Repair & Maintenance	50,000.00	5,764.86	8,705.71	2,339.50	38,954.79	77.91 %
100-611-3430 Equipment Repair & Maintenance	90,000.00	2,351.11	7,857.73	3,078.15	79,064.12	87.85 %
100-611-4495 Contracted Services	70,000.00	0.00	0.00	0.00	70,000.00	100.00 %
100-611-4520 Local Travel Reimbursement	500.00	6.69	61.35	0.00	438.65	87.73 %
100-611-4700 Equipment Lease	97,027.00	0.00	40,027.37	0.00	56,999.63	58.75 %
100-611-5100 Facilities Improvement	35,174.68	179.48	4,663.00	27,159.92	3,351.76	9.53 %
100-611-5600 Road Equipment	299,930.44	193,143.22	193,143.22	0.00	106,787.22	35.60 %
100-611-6500 Interest-Equipment Lease	0.00	0.00	0.00	0.00	0.00	0.00 %
100-611-7000 Grant Expenditures	0.00	0.00	0.00	0.00	0.00	0.00 %
100-611-7002 COVID Payroll Contra	0.00	0.00	0.00	0.00	0.00	0.00 %
<b>Department: 611 - Road &amp; Bridge Total:</b>	<b>3,524,403.68</b>	<b>347,432.34</b>	<b>653,223.25</b>	<b>82,105.26</b>	<b>2,789,075.17</b>	<b>79.14 %</b>

Auditor's Budget Report

For Fiscal: 2021-2022 Period Ending: 12/31/2021

	Current Total Budget	Period Activity	Fiscal Activity	Encumbrances	Variance Favorable (Unfavorable)	Percent Remaining
<b>Department: 625 - Right of Way</b>						
<u>100-625-5050</u> Right of Way Acquisition	0.00	0.00	0.00	0.00	0.00	0.00 %
<b>Department: 625 - Right of Way Total:</b>	<b>0.00</b>	<b>0.00</b>	<b>0.00</b>	<b>0.00</b>	<b>0.00</b>	<b>0.00 %</b>
<b>Department: 633 - Allocations to Organizations</b>						
<u>100-633-4630</u> Gladewater Library	1,000.00	0.00	0.00	0.00	1,000.00	100.00 %
<u>100-633-4631</u> Northeast Texas Child Advocacy Center	0.00	0.00	0.00	0.00	0.00	0.00 %
<u>100-633-4633</u> Meals on Wheels	2,100.00	0.00	0.00	0.00	2,100.00	100.00 %
<u>100-633-4634</u> Sabine Valley MHMR	15,000.00	0.00	0.00	0.00	15,000.00	100.00 %
<u>100-633-4637</u> CASA	10,000.00	10,000.00	10,000.00	0.00	0.00	0.00 %
<u>100-633-4638</u> East Texas Council on Alcoholism & Drug	1,000.00	0.00	0.00	0.00	1,000.00	100.00 %
<u>100-633-4639</u> Northeast Texas Regional Mobility Author	2,000.00	0.00	0.00	0.00	2,000.00	100.00 %
<u>100-633-4641</u> Literacy Program	0.00	0.00	0.00	0.00	0.00	0.00 %
<u>100-633-4642</u> County Historical Commission	2,000.00	0.00	0.00	0.00	2,000.00	100.00 %
<b>Department: 633 - Allocations to Organizations T</b>	<b>33,100.00</b>	<b>10,000.00</b>	<b>10,000.00</b>	<b>0.00</b>	<b>23,100.00</b>	<b>69.79 %</b>
<b>Department: 642 - Indigent Health</b>						
<u>100-642-3010</u> Office Supplies	200.00	0.00	0.00	0.00	200.00	100.00 %
<u>100-642-4495</u> Contracted Services	0.00	0.00	0.00	0.00	0.00	0.00 %
<u>100-642-4502</u> Educational Expense	1,500.00	0.00	0.00	0.00	1,500.00	100.00 %
<u>100-642-4801</u> Physician, Non	63,800.00	262.31	552.87	0.00	63,247.13	99.13 %
<u>100-642-4802</u> Prescription Drugs	23,000.00	268.88	771.86	0.00	22,228.14	96.64 %
<u>100-642-4803</u> Hospital Charges	137,500.00	0.00	0.00	0.00	137,500.00	100.00 %
<b>Department: 642 - Indigent Health Total:</b>	<b>226,000.00</b>	<b>531.19</b>	<b>1,324.73</b>	<b>0.00</b>	<b>224,675.27</b>	<b>99.41 %</b>
<b>Department: 650 - County Library</b>						
<u>100-650-1100</u> Salary Appointed Official	39,563.92	3,297.00	9,509.65	0.00	30,054.27	75.96 %
<u>100-650-1200</u> Salary Regular Employee	79,060.88	6,588.42	19,511.40	0.00	59,549.48	75.32 %
<u>100-650-1300</u> Wages Part Time Employees	0.00	1,155.00	3,210.00	0.00	-3,210.00	0.00 %
<u>100-650-1400</u> Longevity	452.00	16.00	48.00	0.00	404.00	89.38 %
<u>100-650-1960</u> Leave Time / Excess Comp Paid	1.00	610.15	610.15	0.00	-609.15	-60,915.00 %
<u>100-650-2200</u> FICA Taxes	9,109.45	890.95	2,511.47	0.00	6,597.98	72.43 %
<u>100-650-2300</u> Retirement Match	10,076.36	743.14	2,094.98	0.00	7,981.38	79.21 %
<u>100-650-3010</u> Office Supplies	6,000.00	502.79	2,192.30	0.00	3,807.70	63.46 %
<u>100-650-3097</u> Subscriptions	3,800.00	0.00	541.00	0.00	3,259.00	85.76 %
<u>100-650-3380</u> Miscellaneous Expenses	1,800.00	0.00	0.00	0.00	1,800.00	100.00 %
<u>100-650-4495</u> Contracted Services	5,000.00	51.24	204.96	409.92	4,385.12	87.70 %
<u>100-650-4502</u> Educational Expense	2,500.00	0.00	1,538.73	0.00	961.27	38.45 %
<u>100-650-4600</u> Assoc & Organization Dues	325.00	0.00	0.00	0.00	325.00	100.00 %
<u>100-650-4680</u> Saturday Programs	2,000.00	0.00	0.00	0.00	2,000.00	100.00 %
<u>100-650-5100</u> Facility Improvements	0.00	0.00	0.00	0.00	0.00	0.00 %
<u>100-650-5475</u> Library Materials	40,000.00	10,979.33	23,362.13	39.54	16,598.33	41.50 %
<u>100-650-5700</u> Replacement of Lost or Damaged Books	400.00	0.00	0.00	0.00	400.00	100.00 %
<u>100-650-7000</u> Library Grant	0.00	0.00	0.00	0.00	0.00	0.00 %
<u>100-650-7002</u> COVID Payroll Contra	0.00	0.00	0.00	0.00	0.00	0.00 %
<b>Department: 650 - County Library Total:</b>	<b>200,088.61</b>	<b>24,834.02</b>	<b>65,334.77</b>	<b>449.46</b>	<b>134,304.38</b>	<b>67.12 %</b>
<b>Department: 655 - Historical Commission</b>						
<u>100-655-4495</u> Texas Historical Grant Expenditures	0.00	0.00	0.00	0.00	0.00	0.00 %
<b>Department: 655 - Historical Commission Total:</b>	<b>0.00</b>	<b>0.00</b>	<b>0.00</b>	<b>0.00</b>	<b>0.00</b>	<b>0.00 %</b>
<b>Department: 665 - Extension Service</b>						
<u>100-665-1200</u> Salary Regular Employee	21,374.70	1,781.24	5,343.72	0.00	16,030.98	75.00 %
<u>100-665-1960</u> Leave Time / Excess Comp Paid	1.00	0.00	0.00	0.00	1.00	100.00 %
<u>100-665-2200</u> FICA Taxes	1,635.24	136.28	408.84	0.00	1,226.40	75.00 %
<u>100-665-3010</u> Office Supplies	600.00	0.00	150.00	0.00	450.00	75.00 %
<u>100-665-4502</u> Education & Travel	10,000.00	0.00	3,958.15	0.00	6,041.85	60.42 %
<u>100-665-4600</u> Assoc & Organization Dues	460.00	0.00	260.00	0.00	200.00	43.48 %
<b>Department: 665 - Extension Service Total:</b>	<b>34,070.94</b>	<b>1,917.52</b>	<b>10,120.71</b>	<b>0.00</b>	<b>23,950.23</b>	<b>70.30 %</b>

Auditor's Budget Report

For Fiscal: 2021-2022 Period Ending: 12/31/2021

	Current Total Budget	Period Activity	Fiscal Activity	Encumbrances	Variance Favorable (Unfavorable)	Percent Remaining
Department: 685 - Waste Disposal						
<del>100-685-4495</del> Contracted Services - Free Dump Days	11,000.00	0.00	170.00	0.00	10,830.00	98.45 %
Department: 685 - Waste Disposal Total:	11,000.00	0.00	170.00	0.00	10,830.00	98.45 %
Department: 790 - Transfers						
<del>100-790-9012</del> Transfer To Fund 101 Insurance	0.00	0.00	0.00	0.00	0.00	0.00 %
Department: 790 - Transfers Total:	0.00	0.00	0.00	0.00	0.00	0.00 %
Expense Total:	15,132,873.88	1,172,170.14	3,399,256.43	306,732.49	11,426,884.96	75.51 %
Fund: 100 - GENERAL FUND Surplus (Deficit):	-825,210.24	796,003.27	3,272,549.28	-306,732.49	3,791,027.03	459.40 %

Auditor's Budget Report

For Fiscal: 2021-2022 Period Ending: 12/31/2021

	Current Total Budget	Period Activity	Fiscal Activity	Encumbrances	Variance Favorable (Unfavorable)	Percent Remaining
<b>Fund: 101 - INSURANCE CLAIMS</b>						
<b>Revenue</b>						
<b>RevCategory: 30 - Property Taxes</b>						
<u>101-300-3000</u> Current Taxes	2,928,248.14	423,029.81	1,454,949.45	0.00	-1,473,298.69	50.31 %
<u>101-300-3010</u> Penalties & Interest	48,000.00	4,207.36	13,778.58	0.00	-34,221.42	71.29 %
<b>RevCategory: 30 - Property Taxes Total:</b>	<b>2,976,248.14</b>	<b>427,237.17</b>	<b>1,468,728.03</b>	<b>0.00</b>	<b>-1,507,520.11</b>	<b>50.65 %</b>
<b>RevCategory: 37 - Interest</b>						
<u>101-370-3700</u> Interest - TexPool Insurance	200.00	9.67	30.74	0.00	-169.26	84.63 %
<u>101-370-3701</u> Interest	600.00	79.25	113.35	0.00	-486.65	81.11 %
<u>101-370-3702</u> Interest on Insurance Clearing acct	0.00	10.86	26.82	0.00	26.82	0.00 %
<b>RevCategory: 37 - Interest Total:</b>	<b>800.00</b>	<b>99.78</b>	<b>170.91</b>	<b>0.00</b>	<b>-629.09</b>	<b>78.64 %</b>
<b>RevCategory: 38 - Miscellaneous Revenues</b>						
<u>101-380-3809</u> TRIA/Wellness Penalty Fees	0.00	0.00	0.00	0.00	0.00	0.00 %
<u>101-380-3815</u> Emp Insurance Dependent Contributions	180,000.00	18,801.48	52,450.22	0.00	-127,549.78	70.86 %
<u>101-380-3820</u> Miscellaneous Revenue/Prior Year Refund	0.00	0.00	0.00	0.00	0.00	0.00 %
<b>RevCategory: 38 - Miscellaneous Revenues Total:</b>	<b>180,000.00</b>	<b>18,801.48</b>	<b>52,450.22</b>	<b>0.00</b>	<b>-127,549.78</b>	<b>70.86 %</b>
<b>RevCategory: 39 - Transfers In</b>						
<u>101-390-3907</u> Ins Clearing Misc Transfers	0.00	0.00	0.00	0.00	0.00	0.00 %
<u>101-390-3912</u> TRANSFER FROM FUND 100	0.00	0.00	0.00	0.00	0.00	0.00 %
<b>RevCategory: 39 - Transfers In Total:</b>	<b>0.00</b>	<b>0.00</b>	<b>0.00</b>	<b>0.00</b>	<b>0.00</b>	<b>0.00 %</b>
<b>Revenue Total:</b>	<b>3,157,048.14</b>	<b>446,138.43</b>	<b>1,521,349.16</b>	<b>0.00</b>	<b>-1,635,698.98</b>	<b>51.81 %</b>
<b>Expense</b>						
<b>Department: 409 - Non-Departmental</b>						
<u>101-409-2900</u> Insurance Claims	1,846,000.00	31,771.94	317,465.58	0.00	1,528,534.42	82.80 %
<u>101-409-2910</u> Prescriptions	485,042.69	35,877.22	106,277.43	0.00	378,765.26	78.09 %
<u>101-409-2930</u> Insurance Premiums	601,000.00	48,083.45	140,936.60	0.00	460,063.40	76.55 %
<u>101-409-2940</u> Health Insurance Broker Expense	50,000.00	0.00	8,333.32	0.00	41,666.68	83.33 %
<b>Department: 409 - Non-Departmental Total:</b>	<b>2,982,042.69</b>	<b>115,732.61</b>	<b>573,012.93</b>	<b>0.00</b>	<b>2,409,029.76</b>	<b>80.78 %</b>
<b>Department: 790 - Transfers</b>						
<u>101-790-9013</u> INSURANCE CLAIMS - TRANSFERS FAMILY	0.00	0.00	0.00	0.00	0.00	0.00 %
<u>101-790-9027</u> Insurance Claims - Non-budget - Transfer	0.00	0.00	0.00	0.00	0.00	0.00 %
<b>Department: 790 - Transfers Total:</b>	<b>0.00</b>	<b>0.00</b>	<b>0.00</b>	<b>0.00</b>	<b>0.00</b>	<b>0.00 %</b>
<b>Expense Total:</b>	<b>2,982,042.69</b>	<b>115,732.61</b>	<b>573,012.93</b>	<b>0.00</b>	<b>2,409,029.76</b>	<b>80.78 %</b>
<b>Fund: 101 - INSURANCE CLAIMS Surplus (Deficit):</b>	<b>175,005.45</b>	<b>330,405.82</b>	<b>948,336.23</b>	<b>0.00</b>	<b>773,330.78</b>	<b>-441.89 %</b>
<b>Report Surplus (Deficit):</b>	<b>-650,204.79</b>	<b>1,126,409.09</b>	<b>4,220,885.51</b>	<b>-306,732.49</b>	<b>4,564,357.81</b>	<b>701.99 %</b>

RevCategory;Department	Current Total Budget	Period Activity	Fiscal Activity	Encumbrances	Variance Favorable (Unfavorable)	Percent Remaining
<b>Fund: 100 - GENERAL FUND</b>						
Revenue						
30 - Property Taxes	10,318,800.00	1,654,338.27	5,604,594.14	0.00	-4,714,205.86	45.69 %
31 - DMV Fees	830,000.00	34,034.65	121,844.65	0.00	-708,155.35	85.32 %
32 - Other Taxes, Licenses & Permits	1,428,500.00	135,185.75	400,818.69	0.00	-1,027,681.31	71.94 %
33 - State & Federal Funding	199,300.00	20,695.33	72,276.84	0.00	-127,023.16	63.73 %
34 - Reimbursements	711,448.76	48,939.43	198,951.47	0.00	-512,497.29	72.04 %
35 - Fees & Fines	849,920.00	63,690.41	190,769.34	0.00	-659,150.66	77.55 %
37 - Interest	10,000.00	1,034.98	2,884.49	0.00	-7,115.51	71.16 %
38 - Miscellaneous Revenues	-40,305.12	10,254.59	79,666.09	0.00	119,971.21	297.66 %
39 - Transfers In	0.00	0.00	0.00	0.00	0.00	0.00 %
Revenue Surplus (Deficit):	<b>14,307,663.64</b>	<b>1,968,173.41</b>	<b>6,671,805.71</b>	<b>0.00</b>	<b>-7,635,857.93</b>	<b>53.37 %</b>
Expense						
401 - Commissioner's Court	284,628.27	22,088.80	69,772.52	0.00	214,855.75	75.49 %
403 - County Clerk	203,674.37	16,447.85	51,668.79	460.00	151,545.58	74.41 %
405 - Veterans	0.00	0.00	0.00	0.00	0.00	0.00 %
406 - Emergency Management	26,455.79	1,919.32	5,757.96	0.00	20,697.83	78.24 %
409 - Non-Departmental	936,321.85	31,249.07	165,701.62	617.40	770,002.83	82.24 %
410 - Tele Communications	83,800.00	322.37	20,539.93	0.00	63,260.07	75.49 %
411 - Computer	425,600.00	4,685.00	286,201.07	1,583.94	137,814.99	32.38 %
426 - County Court	128,380.51	7,598.45	21,946.29	0.00	106,434.22	82.91 %
435 - 115th District Court	632,576.58	52,537.50	122,150.85	0.00	510,425.73	80.69 %
450 - District Clerk	237,646.90	18,613.99	57,847.07	0.00	179,799.83	75.66 %
451 - Justice of the Peace #1	113,054.92	9,340.84	26,884.25	150.00	86,020.67	76.09 %
452 - Justice of the Peace #2	85,710.17	6,633.48	20,535.44	0.00	65,174.73	76.04 %
453 - Justice of the Peace #3	81,204.23	6,399.42	19,046.36	0.00	62,157.87	76.55 %
454 - Justice of the Peace #4	81,757.16	6,326.24	17,896.88	0.00	63,860.28	78.11 %
476 - District Attorney	600,589.14	46,049.84	135,985.00	499.99	464,104.15	77.27 %
490 - Elections	213,324.15	32,958.89	57,441.52	0.00	155,882.63	73.07 %
495 - County Auditor	158,625.91	12,647.70	37,891.10	0.00	120,734.81	76.11 %
497 - County Treasurer	171,521.11	13,707.06	40,888.18	2,035.76	128,597.17	74.97 %
499 - Tax Assessor	490,971.33	37,058.30	124,925.37	0.00	366,045.96	74.56 %
505 - Appraisal District	277,394.25	0.00	66,783.75	0.00	210,610.50	75.92 %
510 - County Buildings	484,216.74	53,200.60	95,828.20	4,826.68	383,561.86	79.21 %
551 - Constable #1	82,041.46	2,911.22	8,979.03	51,916.00	21,146.43	25.78 %
552 - Constable #2	80,441.45	2,702.18	8,106.54	44,758.00	27,576.91	34.28 %
553 - Constable #3	81,291.46	2,819.77	8,330.50	44,853.70	28,107.26	34.58 %
554 - Constable #4	81,291.46	2,814.18	8,485.22	44,813.00	27,993.24	34.44 %
560 - County Sheriff	2,514,584.12	202,497.40	610,624.62	11,760.22	1,892,199.28	75.25 %
565 - County Jail	2,449,189.99	190,089.72	557,339.50	15,903.08	1,875,947.41	76.59 %
570 - Adult Probation	0.00	0.00	0.00	0.00	0.00	0.00 %
574 - Juvenile Probation Board	15,067.80	1,253.34	3,760.02	0.00	11,307.78	75.05 %
575 - Juvenile Probation	49,000.00	0.00	0.00	0.00	49,000.00	100.00 %
580 - DPS	33,849.53	2,582.54	7,765.39	0.00	26,084.14	77.06 %
611 - Road & Bridge	3,524,403.68	347,432.34	653,223.25	82,105.26	2,789,075.17	79.14 %
625 - Right of Way	0.00	0.00	0.00	0.00	0.00	0.00 %
633 - Allocations to Organizations	33,100.00	10,000.00	10,000.00	0.00	23,100.00	69.79 %
642 - Indigent Health	226,000.00	531.19	1,324.73	0.00	224,675.27	99.41 %
650 - County Library	200,088.61	24,834.02	65,334.77	449.46	134,304.38	67.12 %
655 - Historical Commission	0.00	0.00	0.00	0.00	0.00	0.00 %
665 - Extension Service	34,070.94	1,917.52	10,120.71	0.00	23,950.23	70.30 %
685 - Waste Disposal	11,000.00	0.00	170.00	0.00	10,830.00	98.45 %
790 - Transfers	0.00	0.00	0.00	0.00	0.00	0.00 %
Expense Total:	<b>15,132,873.88</b>	<b>1,172,170.14</b>	<b>3,399,256.43</b>	<b>306,732.49</b>	<b>11,426,884.96</b>	<b>75.51 %</b>
Fund: 100 - GENERAL FUND Surplus (Deficit):	<b>-825,210.24</b>	<b>796,003.27</b>	<b>3,272,549.28</b>	<b>-306,732.49</b>	<b>3,791,027.03</b>	<b>459.40 %</b>

**Auditor's Budget Report**

**For Fiscal: 2021-2022 Period Ending: 12/31/2021**

<b>RevCategory; Department</b>	<b>Current Total Budget</b>	<b>Period Activity</b>	<b>Fiscal Activity</b>	<b>Encumbrances</b>	<b>Variance Favorable (Unfavorable)</b>	<b>Percent Remaining</b>
<b>Fund: 101 - INSURANCE CLAIMS</b>						
<b>Revenue</b>						
30 - Property Taxes	2,976,248.14	427,237.17	1,468,728.03	0.00	-1,507,520.11	50.65 %
37 - Interest	800.00	99.78	170.91	0.00	-629.09	78.64 %
38 - Miscellaneous Revenues	180,000.00	18,801.48	52,450.22	0.00	-127,549.78	70.86 %
39 - Transfers In	0.00	0.00	0.00	0.00	0.00	0.00 %
<b>Revenue Surplus (Deficit):</b>	<b>3,157,048.14</b>	<b>446,138.43</b>	<b>1,521,349.16</b>	<b>0.00</b>	<b>-1,635,698.88</b>	<b>51.81 %</b>
<b>Expense</b>						
409 - Non-Departmental	2,982,042.69	115,732.61	573,012.93	0.00	2,409,029.76	80.78 %
790 - Transfers	0.00	0.00	0.00	0.00	0.00	0.00 %
<b>Expense Total:</b>	<b>2,982,042.69</b>	<b>115,732.61</b>	<b>573,012.93</b>	<b>0.00</b>	<b>2,409,029.76</b>	<b>80.78 %</b>
<b>Fund: 101 - INSURANCE CLAIMS Surplus (Deficit):</b>	<b>175,005.45</b>	<b>330,405.82</b>	<b>948,336.23</b>	<b>0.00</b>	<b>773,330.78</b>	<b>-441.89 %</b>
<b>Report Surplus (Deficit):</b>	<b>-650,204.79</b>	<b>1,126,409.09</b>	<b>4,220,885.51</b>	<b>-306,732.49</b>	<b>4,564,357.81</b>	<b>701.99 %</b>

**Fund Summary**

Fund	Current Total Budget	Period Activity	Fiscal Activity	Encumbrances	Variance Favorable (Unfavorable)
100 - GENERAL FUND	-825,210.24	796,003.27	3,272,549.28	-306,732.49	3,791,027.03
101 - INSURANCE CLAIMS	175,005.45	330,405.82	948,336.23	0.00	773,330.78
<b>Report Surplus (Deficit):</b>	<b>-650,204.79</b>	<b>1,126,409.09</b>	<b>4,220,885.51</b>	<b>-306,732.49</b>	<b>4,564,357.81</b>



# Pooled Cash Report - Multiple Fiscals


Upshur County

For the Period Ending 12/31/2021

ACCOUNT #	ACCOUNT NAME	BEGINNING BALANCE	CURRENT ACTIVITY	CURRENT BALANCE
<b>CLAIM ON CASH</b>				
<u>100-10000</u>	Claim on Pooled Cash - General Fund	13,042,625.33	799,416.55	13,842,041.88
<u>102-10000</u>	Claim on Pooled Cash - Salary Fund	3,173.64	(1,180.31)	1,993.33
<u>104-10000</u>	Claim on Pooled Cash - CETRZ Fund	30,942.19	0.00	30,942.19
<u>105-10000</u>	Claim on Pooled Cash - Road Damages	2,958.50	0.00	2,958.50
<u>184-10000</u>	Claim on Pooled Cash - JP Cash Bonds	4,981.31	0.00	4,981.31
<u>200-10000</u>	Claim on Pooled Cash - Courthouse Security	56,270.01	369.76	56,639.77
<u>201-10000</u>	Claim on Pooled Cash - Co. Records Mgmt & Presrv	128,771.93	619.41	129,391.34
<u>202-10000</u>	Claim on Pooled Cash - Law Library	15,894.10	(451.58)	15,442.52
<u>203-10000</u>	Claim on Pooled Cash - Child Protection Fee	5,266.00	(2,275.00)	2,991.00
<u>215-10000</u>	Claim on Pooled Cash	0.00	0.00	0.00
<u>216-10000</u>	Claim on Pooled Cash	0.00	0.00	0.00
<u>220-10000</u>	Claim on Pooled Cash - Co/Dist Ct Records Preserv	102,305.81	510.00	102,815.81
<u>221-10000</u>	Claim on Pooled Cash - Co/Dist Court Technology	9,758.99	51.90	9,810.89
<u>222-10000</u>	Claim on Pooled Cash - Dist Clerk Rec Mgmt	20,816.84	(7.00)	20,809.84
<u>223-10000</u>	Claim on Pooled Cash - Dist. Clerk Rec Archive	55,854.65	384.20	56,238.85
<u>224-10000</u>	Claim on Pooled Cash - Co. Clerk Rec Mgmt	366,008.55	5,932.46	371,941.01
<u>225-10000</u>	Claim on Pooled Cash - Co. Clerk Rec Archive	43,842.50	7,004.32	50,846.82
<u>226-10000</u>	Claim on Pooled Cash - Election Contracts	82,641.39	1,345.70	83,987.09
<u>227-10000</u>	Claim on Pooled Cash - JP Court Technology	53,748.15	12.62	53,760.77
<u>228-10000</u>	Claim on Pooled Cash - JP Courthouse Security	26,049.09	(198.59)	25,850.50
<u>229-10000</u>	Claim on Pooled Cash - Judicial Education	5,728.54	70.00	5,798.54
<u>230-10000</u>	Claim on Pooled Cash - Court Initiated Guardianship	35,500.00	280.00	35,780.00
<u>231-10000</u>	Claim on Pooled Cash	0.00	0.00	0.00
<u>232-10000</u>	Claim on Pooled Cash	0.00	0.00	0.00
<u>233-10000</u>	Claim on Pooled Cash	0.00	0.00	0.00
<u>234-10000</u>	Claim on Pooled Cash	0.00	0.00	0.00
<u>240-10000</u>	Claim on Pooled Cash - Tax Office VIT Interest Fun	6,496.43	0.49	6,496.92
<u>250-10000</u>	Claim on Pooled Cash - DA Forfeiture Fund	9,104.14	1,896.43	11,000.57
<u>251-10000</u>	Claim on Pooled Cash - DA Pretrial Intervention	23,123.37	(900.96)	22,222.41
<u>252-10000</u>	Claim on Pooled Cash - DA LEOSE	1,659.71	0.00	1,659.71
<u>255-10000</u>	Claim on Pooled Cash - DA Art 102.007 Fees	1,042.48	0.00	1,042.48
<u>270-10000</u>	Claim on Pooled Cash - Sheriff CCP 59	20,790.46	9,418.19	30,208.65
<u>271-10000</u>	Claim on Pooled Cash - Sheriff Federal Forfeitures	179,863.83	111,088.36	290,952.19
<u>272-10000</u>	Claim on Pooled Cash - LEOSE	12,188.68	0.00	12,188.68
<u>274-10000</u>	Claim on Pooled Cash - Sheriff Project Lifesaver	5,047.64	0.00	5,047.64
<u>275-10000</u>	Claim on Pooled Cash - Union Grove IA Roads	14,167.13	0.00	14,167.13
<u>276-10000</u>	Claim on Pooled Cash - Sheriff Local Grant	1,127.09	0.00	1,127.09
<u>290-10000</u>	Claim on Pooled Cash - Constable 2 CCP 59	879.69	0.07	879.76
<u>291-10000</u>	Claim on Pooled Cash - LEOSE Constable #1	4,323.33	0.00	4,323.33
<u>292-10000</u>	Claim on Pooled Cash - LEOSE Constable #2	6,839.59	0.00	6,839.59
<u>293-10000</u>	Claim on Pooled Cash - LEOSE Constable #3	4,689.65	0.00	4,689.65
<u>294-10000</u>	Claim on Pooled Cash - LEOSE Constable #4	6,498.25	0.00	6,498.25
<u>300-10000</u>	Claim on Pooled Cash - DA Family Violence Grant	(3,343.37)	(3,247.77)	(6,591.14)
<u>301-10000</u>	Claim on Pooled Cash-TDEM CRF Grant	0.00	0.00	0.00
<u>302-10000</u>	Claim on Pooled Cash-Homeland Security Grant	0.00	0.00	0.00
<u>303-10000</u>	Claim on Pooled Cash - FEMA	19,690.98	0.00	19,690.98
<u>304-10000</u>	Claim on Pooled Cash-HAVA Grant	119.63	0.01	119.64
<u>305-10000</u>	Claim on Pooled Cash	0.00	0.00	0.00
<u>306-10000</u>	Claim on Pooled Cash - CTCL Grant	0.00	0.00	0.00
<u>308-10000</u>	Claim on Pooled Cash - Victim's Assistance Grant	(8,512.34)	(55.66)	(8,568.00)
<u>309-10000</u>	Claim on Pooled Cash-NIBRS Grant	(3.00)	0.00	(3.00)
<u>310-10000</u>	Claim on Pooled Cash-HAVA Security Grant	105.18	0.01	105.19
<u>320-10000</u>	Claim on Pooled Cash	0.00	0.00	0.00



ACCOUNT #	ACCOUNT NAME	BEGINNING BALANCE	CURRENT ACTIVITY	CURRENT BALANCE	
<u>321-10000</u>	Claim on Pooled Cash	26,342.02	0.00	26,342.02	
<u>322-10000</u>	Claim on Pooled Cash	0.00	0.00	0.00	
<u>324-10000</u>	Claim on Pooled Cash	(12,147.80)	0.00	(12,147.80)	
<u>325-10000</u>	Claim on Pooled Cash	2,678,240.43	(406,117.10)	2,272,123.33	
<u>400-10000</u>	Claim on Pooled Cash	0.00	0.00	0.00	
<u>401-10000</u>	Claim on Pooled Cash-Tax Note Series 2010	27,573.90	0.00	27,573.90	
<u>700-10000</u>	Claim on Pooled Cash - State Fees	40,001.45	20,634.78	60,636.23	
<u>701-10000</u>	Claim on Pooled Cash - Child Safety	1,230.01	0.63	1,230.64	
<u>702-10000</u>	Claim on Pooled Cash - Parks & Wildlife	3,933.12	200.68	4,133.80	
<u>900-10000</u>	Claim on Pooled Cash - CSCD Basic	124,551.23	24,129.86	148,681.09	
<u>901-10000</u>	Claim on Pooled Cash - CSCD 1 Comm Svc	565.01	(1,813.90)	(1,248.89)	
<u>902-10000</u>	Claim on Pooled Cash - CSCD 2 Mental Health	205.00	18,708.92	18,913.92	
<u>906-10000</u>	Claim on Pooled Cash - CSCD 6 Sex Offender Educa	(2,613.10)	6,934.22	4,321.12	
<u>910-10000</u>	Claim on Pooled Cash - CSCD 10 Drug Offender Cla	1,567.00	5,814.00	7,381.00	
<u>949-10000</u>	Claim on Pooled Cash - CSCD Local Fees	396,432.47	1,325.00	397,757.47	
<u>950-10000</u>	Claim on Pooled Cash - Juvenile Grant A	9,316.23	0.00	9,316.23	
<u>957-10000</u>	Claim on Pooled Cash - Juvenile Probation Fees	104,137.99	63.12	104,201.11	
<u>958-10000</u>	Claim on Pooled Cash - Juvenile Title IV-E	309,258.98	(216.45)	309,042.53	
<u>959-10000</u>	Claim on Pooled Cash - Juv Grant R	0.00	0.00	0.00	
<u>960-10000</u>	Claim on Pooled Cash - Juv Basic Supervision	23,861.73	191.96	24,053.69	
<u>961-10000</u>	Claim on Pooled Cash - Juvenile Community Progra	70,336.40	4,748.04	75,084.44	
<u>962-10000</u>	Claim on Pooled Cash - Juvenile Pre & Post Adjudic	(67,868.53)	(2,267.00)	(70,135.53)	
<u>963-10000</u>	Claim on Pooled Cash - Juvenile Commitment Diver	1,615.90	1,380.00	2,995.90	
<u>964-10000</u>	Claim on Pooled Cash - Juvenile Mental Health	41,681.00	349.00	42,030.00	
<u>969-10000</u>	Claim on Pooled Cash - Juvenile Local Funding	(44,403.47)	(2,834.19)	(47,237.66)	
<b>TOTAL CLAIM ON CASH</b>		<u>18,132,853.04</u>	<u>601,315.18</u>	<u>18,734,168.22</u>	
<b>CASH IN BANK</b>					
Cash In Bank					
<u>999-10100</u>	Pooled Cash Operating	0.00	0.00	0.00	
<u>999-10101</u>	Pooled Cash Holding	0.00	0.00	0.00	
<u>999-10105</u>	Payroll Clearing	(1,198.61)	0.00	(1,198.61)	
<u>999-10300</u>	Pooled Cash Operating - FNB	1,380,249.04	600,216.32	1,980,465.36	
<u>999-10301</u>	Pooled Cash Holding - FNB	10,559,891.65	896.90	10,560,788.55	
<u>999-10305</u>	Payroll Clearing - FNB	6,660.94	3.87	6,664.81	
<u>999-10307</u>	Unclaimed Property - FNB	13,246.52	1.09	13,247.61	
<u>999-10400</u>	Texpool Operating	6,174,003.50	197.00	6,174,200.50	
<b>TOTAL: Cash In Bank</b>		<u>18,132,853.04</u>	<u>601,315.18</u>	<u>18,734,168.22</u>	
<b>TOTAL CASH IN BANK</b>		<u>18,132,853.04</u>	<u>601,315.18</u>	<u>18,734,168.22</u>	
<b>DUE TO OTHER FUNDS</b>					
<u>999-26000</u>	Due To Other Funds -	18,132,853.04	601,315.18	18,734,168.22	
<b>TOTAL DUE TO OTHER FUNDS</b>		<u>18,132,853.04</u>	<u>601,315.18</u>	<u>18,734,168.22</u>	
Claim on Cash	18,734,168.22	Claim on Cash	18,734,168.22	Cash In Bank	18,734,168.22
Cash in Bank	18,734,168.22	Due To Other Funds	18,734,168.22	Due To Other Funds	18,734,168.22
Difference	<u>0.00</u>	Difference	<u>0.00</u>	Difference	<u>0.00</u>

FILED  
TERRI ROSS  
COUNTY CLERK  
2022 JAN 14 AM 11:01  
BY  UPSHER COUNTY, TX.  
DEPUTY